



CHILDREN'S EDUCATION SOCIETY (Regd.)

THE OXFORD DENTAL COLLEGE

(Recognized by the Govt. of Karnataka, Affiliated to Rajiv Gandhi University of Health Sciences,
Karnataka & recognized by Dental Council of India, New Delhi)

Bommanahalli, Hosur Road, Bangalore - 560 068.

Ph: 080-61754680 Fax: 080 - 61754693E-mail:deandirectortodc@gmail.com

Website: www.theoxford.edu

Methods & Templates for the assessment of learning outcomes and graduate attributes

Index

Sl. No.	Particulars	Page No.
1.	Summary	2
2.	Methods & Templates for the assessment of learning outcomes and graduate attributes	3 - 8
a.	Oral Medicine & Radiology	9 - 20
b.	Oral & Maxillofacial Surgery	21 - 41
c.	Conservative Dentistry & Endodontics	42 - 79
d.	Periodontology	80 - 91
e.	Prosthodontics	92 - 122
f.	Orthodontics & Dentofacial Orthopaedics	123 - 138
g.	Paediatric and Preventive Dentistry	139 - 149
h.	Oral Pathology	150 - 175
i.	Public Health Dentistry	176 - 195

Dean and Director

The Oxford Dental College, Bommanahalli,
Hosur Road, Bengaluru - 560 068



CHILDREN'S EDUCATION SOCIETY (Regd.)

THE OXFORD DENTAL COLLEGE

(Recognized by the Govt. of Karnataka, Affiliated to Rajiv Gandhi University of Health Sciences,
Kannada & English; Recognised by Dental Council of India, New Delhi)
Bommanahalli, Hosur Road, Bangalore - 560 068.
Ph: 080-61754680 Fax: 080 - 61754693E-mail:deandirector@oxford.edu
Website: www.theoxford.edu

Summary:

Evaluation of the above attributes are achieved by two processes

1. Formative or internal assessment
2. Summative or university examinations.

Formative evaluation is done through a series of tests and examinations conducted periodically by the institution.

Summative evaluation is done by the university through examination conducted at the end of the specified course.

Evaluation of the above may be achieved by the following tested methods:

1. Written test
2. Practical's
3. Clinical examination
4. Viva voce

Post-graduate training is to train a student so as to ensure higher competence in both general and special area of interest and prepare him or her for a career in teaching, research and specialty practice. A student must achieve a high degree of clinical proficiency in the subject and develop competence in research and its methodology in the concerned field.

- Practice respective speciality efficiently and effectively, backed by scientific knowledge and skill
- Exercise empathy and a caring attitude and maintain high ethical standards
- Continue to evince keen interest in professional education in the speciality and allied specialities whether in teaching or practice
- Willing to share the knowledge and skills with any learner, junior or a colleague
- Develop the faculty for critical analysis and evaluation of various concepts and views and to adopt the most rational approach.

Dean and Director
The Oxford Dental College, Bommanahalli
Hosur Road, Bangalore - 560 068



CHILDREN'S EDUCATION SOCIETY (Regd.)

THE OXFORD DENTAL COLLEGE

(Recognized by the Govt. of Karnataka, Affiliated to Rajiv Gandhi University of Health Sciences,
Karnataka & Recognised by Dental Council of India, New Delhi)

Bommanahalli, Hosur Road, Bangalore - 560 068.

Ph: 080-61754680 Fax: 080 - 61754693E-mail:deandirector@oxford.edu

Website: www.theoxford.edu

Methods & Templates for the assessment of learning outcomes and graduate attributes

MODEL CHECKLIST FOR EVALUATION OF JOURNAL REVIEW PRESENTATIONS.

Name of the Trainee : _____ Date : _____
Name of the Faculty / Observer : _____

Sl. No.	Items for observation during presentation	Poor 0	Below Average 1	Average 2	Good 3	Very Good 4
1.	Article chosen was					
2.	Extent of understanding of scope and objectives of the paper by the candidate.					
3.	Whether cross-references have been consulted.					
4.	Whether other relevant publications consulted.					
5.	Ability to respond to questions on the paper / subject.					
6.	Audio - Visual aids used.					
7.	Ability to defend the paper.					
8.	Clarity of presentation.					
9.	Any other observation.					
	Total Score					

Dean and Director
The Oxford Dental College, Bommanahalli
Hosur Road Bangalore - 560 068



CHILDREN'S EDUCATION SOCIETY (Regd.)

THE OXFORD DENTAL COLLEGE

(Recognized by the Govt. of Karnataka, Affiliated to Rajiv Gandhi University of Health Sciences,
Karnataka & recognized by Dental Council of India, New Delhi)

Bommanahalli, Hosur Road, Bangalore - 560 068.

Ph: 080-61754680 Fax: 080 - 61754693E-mail:deandirectortodc@gmail.com

Website: www.theoxford.edu

**Methods & Templates for the assessment of learning outcomes and
graduate attributes**

MODEL CHECKLIST FOR EVALUATION OF JOURNAL REVIEW PRESENTATIONS.

Name of the Trainee :

Date :

Name of the Faculty / Observer :

Sl. No.	Items for observation during presentation	Poor 0	Below Average 1	Average 2	Good 3	Very Good 4
1.	Article chosen was					
2.	Extent of understanding of scope and objectives of the paper by the candidate.					
3.	Whether cross-references have been consulted.					
4.	Whether other relevant publications consulted.					
5.	Ability to respond to questions on the paper / subject.					
6.	Audio - Visual aids used.					
7.	Ability to defend the paper.					
8.	Clarity of presentation.					
9.	Any other observation.					
	Total Score					

Dean and Director
The Oxford Dental College, Bommanahalli
Hosur Road, Bangalore - 560 068



CHILDREN'S EDUCATION SOCIETY (Regd.)

THE OXFORD DENTAL COLLEGE

(Recognized by the Govt. of Karnataka, Affiliated to Rajiv Gandhi University of Health Sciences,

Karnataka & Recognized by Dental Council of India, New Delhi)

Bommanahalli, Hosur Road, Bangalore - 560 066.

Ph: 080-61754680 Fax: 080-61754693E-mail:deandirectortodc@gmail.com

Website: www.theoxford.edu

MODEL CHECK LIST FOR EVALUATION OF SEMINAR PRESENTATIONS

Name of the Trainee :

Date :

Name of the Faculty / Observer :

Sl. No.	Items for observation during presentation	Poor 0	Below Average 1	Average 2	Good 3	Very Good 4
1.	Completeness & Preparation.					
2.	Clarity of presentation.					
3.	Understanding of subject.					
4.	Whether other relevant publications consulted.					
5.	Whether cross-references have been consulted.					
6.	Ability to answer the questions.					
7.	Time scheduling.					
8.	Appropriate use of audio - visual aids.					
9.	Overall performance.					
10.	Any other observation.					

Total Score						
-------------	--	--	--	--	--	--

Dean and Director
The Oxford Dental College, Bommanahalli
Hosur Road, Bangalore - 560 066



CHILDREN'S EDUCATION SOCIETY (Regd.)

THE OXFORD DENTAL COLLEGE

(Recognized by the Govt. of Karnataka, Affiliated to Rajiv Gandhi University of Health Sciences,
Karnataka Bamp; Recognised by Dental Council of India, New Delhi)
Bommanahalli, Hosur Road, Bangalore - 560 068.
Ph: 080-61754680 Fax: 080 - 61754693E-mail:dsaindirector@oxforddentalcollege.edu
Website: www.theoxford.edu

(a) MODEL CHECK LIST FOR EVALUATION OF CLINICAL WORK IN Outpatient Department

(To be completed once a month by respective unit heads including posting in other department)

Name of the Trainee :

Date :

Name of the Unit Head :

Sl. No.	Items for observation during presentation	Poor 0	Below Average 1	Average 2	Good 3	Very Good 4
1.	Regularity of attendance.					
2.	Punctuality.					
3.	Interaction with colleagues and supportive staff.					
4.	Maintenance of case records.					
5.	Presentation of cases.					
6.	Investigations work up.					
7.	Chair-side manners.					
8.	Rapport with patients.					
9.	Over all quality of clinical work.					
	Total Score					

(b) EVALUATION OF CLINICAL CASE PRESENTATION

Name of the Trainee :

Date :

Name of the Faculty / Observer :

Sl. No.	Items for observation during presentation	Poor 0	Below Average 1	Average 2	Good 3	Very Good 4
1.	Completeness of history.					
2.	Whether all relevant points elicited.					
3.	Clarity of presentation.					
4.	Logical order.					
5.	Mentioned all positive and negative points					
6.	Accuracy of general physical examination.					
7.	Diagnosis: Whether it follows logically from history and findings.					
8.	Investigations required.					
	Complete list.					
	Relevant order.					
	Interpretation of investigations.					
9.	Ability to react to questioning Whether it follows logically from history and findings.					
10.	Ability to defend diagnosis.					
11.	Ability to justify differential diagnosis.					
12.	Others.					

5

Dean and Director
The Oxford Dental College, Bommanahalli
Hosur Road, Bangalore - 560 068



CHILDREN'S EDUCATION SOCIETY (Regd.)

THE OXFORD DENTAL COLLEGE

(Recognized by the Govt. of Karnataka, Affiliated to Rajiv Gandhi University of Health Sciences, Karnataka & recognized by Dental Council of India, New Delhi)

Bommanahalli, Hosur Road, Bangalore - 560 066.

Ph: 080-61754680 Fax: 080 - 61754693E-mail:deandirectortodc@gmail.com

Website: www.theoxford.edu

Grand Total					
-------------	--	--	--	--	--

MODEL CHECKLIST FOR EVALUATION OF TEACHING SKILL

Name of the Trainee :

Date :

Name of the Faculty / Observer :

Sl. No	Items for observation	Poor 0	Below Average 1	Average 2	Good 3	Very Good 4
1.	Communication of the purpose of the talk					
2.	Evokes audience interest in the subject.					
3.	The introduction.					
4.	The sequence of ideas.					
5.	The use of practical examples and / or illustrations.					
6.	Speaking style (enjoyable, monotonous, etc. specify)					
7.	Attempts audience participation.					
8.	Summary of the main points at the end.					
9.	Asks questions.					
10.	Answers questions asked by the audience.					
11.	Rapport of speaker with his audience.					
12.	Effectiveness of the talk.					
13.	Uses audio-visual aids appropriately.					

[Signature]
 Dean and Director
 The Oxford Dental College, Bommanahalli
 Hosur Road, Bangalore - 560 066



CHILDREN'S EDUCATION SOCIETY (Regd.)

THE OXFORD DENTAL COLLEGE

(Recognized by the Govt. of Karnataka, Affiliated to Rajiv Gandhi University of Health Sciences,

Karnataka & Recognised by Dental Council of India, New Delhi)

Sommanahalli, Hosur Road, Bangalore - 560 068.

Ph: 080-61754680 Fax: 080 - 61754693E-mail:deandirector@oxford.edu

Website: www.theoxford.edu

(a) MODEL CHECKLIST FOR DISSERTATION PRESENTATION

Name of the Trainee :

Date :

Name of the Faculty / Observer :

Sl. No.	Prints to be considered.	Poor 0	Below Average 1	Average 2	Good 3	Very Good 4
1	Interest shown in selecting topic.					
2	Appropriate review.					
3	Discussion with guide and other faculty.					
4	Quality of protocol.					
5	Preparation of proforma					
	Total Score					


(b) CONTINUOUS EVALUATION OF DISSERTATION WORK BY GUIDE / CO-GUIDE

Name of the Trainee :

Date :

Name of the Faculty / Observer :

Sl. No.	Items for observation during presentation	Poor 0	Below Average 1	Average 2	Good 3	Very Good 4
1	Periodic consultation with guide / co-guide.					
2	Regular collection of case material					
3	Depth of analysis / discussion.					
4	Quality of final output.					
5	Others					
	Total Score					


Dean and Director
The Oxford Dental College, Bommanahalli,
Hosur Road, Bangalore - 560 068



CHILDREN'S EDUCATION SOCIETY (Regd.)

THE OXFORD DENTAL COLLEGE

(Recognized by the Govt. of Karnataka, Affiliated to Rajiv Gandhi University of Health Sciences,
Karnataka & Recognised by Dental Council of India, New Delhi)

Bommanahalli, Hosur Road, Bangalore - 560 068.

Ph: 080-61754680 Fax: 080 - 61754693E-mail:deandirector@odc@gmail.com

Website: www.theoxford.edu

OVERALL ASSESSMENT SHEET

Date :

SL No.	Faculty Member	Name of Trainee and Mean Score									
		A	B	C	D	E	F	G	H	I	J
1											
2											
3											

Signature of Head of the Department

Signature of Principal

Note: The overall assessment sheet used along with the logbook shall form the basis for certifying satisfactory completion of course of study, in addition to the attendance required.

Dean and Director

The Oxford Dental College, Bommanahalli
Hosur Road, Bangalore - 560 068

Oral Medicine and Radiology

No.	Competency The student should able to	Do main K/ S/ A/ C	Level K/ KH /SH /P	Must know/ Nice to know/ Desired to know	Teaching learning methods	Assessment methods	Vertical Integration	Horizontal Integration
Topic 1- Temporomandibular Joint Disorders								
1.1	Discuss anatomy, applied anatomy of TMJ and muscles of mastication	K	K	MK	Large group	Written	-	With dental anatomy dept
1.2	Classify TMJ disorders	K	K	MK	Large group	written	-	With dental anatomy
1.2	Discuss etiology, clinical features of TMJ ankylosis.	K	K	MK	Large group	Written	-	oral pathology
1.3	Discuss TMJ disc derangements.	K	K	MK	Large group	Written , Viva voce	-	-
1.4	Explain the pathophysiology, clinical features, diagnosis and management of MPDS	K	K	MK	Large group	Written , OSCE	-	-
1.5	Explain various investigations modality for TMJ.	K	K	MK	Large group	written	-	oral radiology
1.6	Explain indications for conventional techniques and describe the technique	K/A /C	K/S H/P	MK	Large group, DOAP	Written, DOPS	-	oral radiology
1.7	Demonstrate the techniques of conventional TMJ imaging.	K/A /C	K/S H/P	MK	Large group, DOAP	DOPS, Skill Assessment	-	oral radiology
1.8	Explain specialized techniques with indications.	K/A /C	K/S H/P	MK	Large group, DOAP	OSCE, DOPS	-	oral radiology
1.9	Perform clinical examination of TMJ and muscles of mastication	K/A /C	K/S H/P	MK	Large group, DOAP	DOPS	-	With physiotherapy dept
1.10	Select and Justify most suitable diagnostic approach and treatment	K/A /C	K	MK	PBL	Problem based	Fabrication of splints and night guard	With orthodontics and prosthodontics
	plan taking in account %5] v					Questions		
Topic 2- Cysts of Jaw								
2.1	Classify cysts of jaw. Explain the pathophysiology of	K	K	MK	Large group	Written exam	Oral pathology	-

	cyst formation.							
2.2	Discuss the clinical and radiographic features of cyst	K	K	MK	Large group	Written exam, Viva voce	-	oral radiology
2.3	Discuss differential diagnosis of the cyst	K	K	MK	Large group, PBL	Written exam Viva voce problem-based questions	--	oral pathology

Topic3- Tumors of Jaw Benign and Malignant

3.1	Classify tumors of jaw. Explain the pathophysiology of tumor formation.	K	K	MK	Large group	Written exam	-	oral pathology
3.2	Differentiate between benign and malignant tumors.	K	K	MK	Large group	Written exam	-	oral pathology
3.3	Discuss the clinical and radiographic features of Tumours of jaws	K	K	MK	Large group	Written exam	-	oral surgery
3.4	Discuss differential diagnosis of the Tumours	K	K	MK	Large group	Written exam	-	Oral pathology
			K	MK	Large group	Written exam	-	Oral surgery
CD 2.2	Instruct the patient and/or relatives	A/C	P	MK	Role play	DOPS OSCE	-	-

Topic32: Diagnosis and Treatment Planning

No of Competencies: 5

CD 3.1	Record Case history, gather relevant information related to systemic status, nutritional status, etc	K/S	P	MK	DOAP	DOPS Skill Assessment	-	Oral Medicine and Radiology
CD 3.2	Perform Clinical Examination- Intra-oral and extra-oral	K/S	P	MK	DOAP	DOPS Skill Assessment	-	Oral Medicine and Radiology
CD 3.3	Perform Diagnostic procedures: Investigations, referral to physician if required, diagnostic mounting, etc.	K/S	P	MK	DOAP	DOPS Skill Assessment	-	Oral Medicine and Radiology
CD 3.4	Demonstrate Data interpretation and differential diagnosis	K/S	P	MK	DOAP	DOPS OSCE	-	-
CD 3.5	Select and justify most suitable treatment option	K/S/A	P	MK	PBL	DOPS OSCE, Viva voce	-	-

Dean and Director
The Oxford Dental College, Bommalahalli
Hosur Road, Bengaluru - 560 054

	taking in account patient's expectations and condition					Problem based questions		
Topic4-Vesiculobullous Lesion								
4.1	Classify Vesiculo bullous lesions of the oral mucosa	K	K	MK	Large group	Written exam Viva voce	-	oral pathology
4.2	Discuss etiological factors involved in the causation of oral Vesiculo bullous lesions	K	K	MK	Large group	Written exam	-	Oral pathology
4.3	Explain clinical features of the more common types of vesicular and bullous lesion	K	K	MK	Large group	Written exam	-	oral pathology
4.4	Discuss Investigative methods employed in the diagnosis of Vesiculo bullous lesions.	K/S	K	MK	Large group	Written exam Viva voce	-	-
Topic 5- Infections of Oral and Paraoral Structures:								
Bacterial: Streptococcal, tuberculosis, syphilis, vincent's, leprosy, actinomycosis, diphtheria antetanus								
Fungal: Candida albicans								
Virus: Herpes simplex, herpes zoster, ramsay hunt syndrome, meahsellersp, angina, mumps, infectious mononucleosis, AIDS and hepatitis								
5.1	Classify various infections of oral and paraoral structures.	K	K	MK	Large group	Written exam	-	-oral pathology
5.2	Explain clinical features, differentiating features of one infection from other.	K	K	MK	Large group	Written exam	-	-oral pathology
5.3	Select and justify the investigation and demonstrate the data interpretation	K/S	K	MK	Large group, PBL	Written exam, problem based question	-	-
5.4	Discuss various treatment options depending on the infection		K	MK	Large group	Written exam	--	-general medicine
Topic6- Red and White Lesions of Oral Cavity								
6.1	Classify red and white lesions	K	K	MK	Large group	Written exam	-	-
6.2	Explain clinical features and differential diagnosis of each lesion	K	K	MK	Large group	Written exam	-	-
6.3	Explain the diagnostic procedure	K	K	MK	Large group	Written exam	-	-
6.4	Demonstrate FNAC, Biopsy technique	K/S/A/C	K/SH/P	MK	DOAP	DOPS	-	Oral surgery
6.5	Discuss the management plan	K	K	MK	Large group	Written exam	--	oral surgery

Dean and Director
The Oxford Dental College, Bommaru
Hosur Road, Bengaluru - 560

	for case							
Topic7- Tongue disorders								
7.1	Describe anatomy, applied anatomy, nerve supply, blood supply of tongue.	K	K	MK	Large group	Written exam	-	anatomy
7.2	Classify tongue disorders.	K	K	MK	Large group	Written exam	-	oral pathology
7.3	Explain clinical features, differential diagnosis and investigations for tongue disorders.	K	K	MK	Large group	Written exam	-	-
7.4	Discuss management of tongue disorders	K	K	MK	Large group	Written exam	-	-
Topic8- Pigmented lesions								
8.1	Classify oral pigmented lesions	K	K	MK	Large group	Written exam	-	-
8.2	Discuss pathophysiology.	K	K	MK	Large group	Written exam	-	-
8.3	Explain clinical features and differential diagnosis	K	K	MK	Large group	Written exam Viva voce	-	-
8.4	Discuss investigations and management of each case.	K	K	MK	Large group, PBL	Written exam, problem	-	-General medicine
Topic9- Salivary Gland disorder								
9.1	Discuss anatomy, applied anatomy and physiology of major and minor salivary glands	K	K	MK	Large group	Written exam	-	Oral pathology
9.2	Classify salivary gland disorders	K	K	MK	Large group	Written exam	-	-
9.3	Perform clinical examination of salivary glands	K/S/ A/C	K/P	MK	DOAP	DOPS	-	-
9.4	Discuss the investigations for various salivary gland disorders	K	K	MK	Large group	Written exam	-	-
9.5	Discuss the clinical features of salivary gland disorders	K	K	MK	Large group	Written exam	-	-
9.6	Demonstrate data interpretation and differential diagnosis	K/S	P	MK	DOAP	DOPS, OSCE, problem based questions	-	-
Topic10- Orofacial pain								
10.1	Discuss the nerve supply in orofacial region.	K	K	MK	Large group	Written exam, viva voce	Human Anatomy	anatomy
10.2	Explain Pain	K	K	MK	Large	Written	-	Physiology

	pathways.				group	exam, viva voce		
10.3	Classify pain pathways	K	K	MK	Large group	Written exam, viva voce	-	Physiology
10.4	Discuss the characteristic nature of pain in each entity.	K	K	MK	Large group	Written exam, viva voce	-	-
10.5	Discuss the differential diagnosis of orofacial pain	K	K	MK	PBL	OSCE, problem-based questions	-	-
10.6	Select and justify most suitable treatment option taking in accounts]	K/S	K	MK	PBL	OSCE, problem-based questions	-	Neurology
Topic 11- Oral Manifestations of Systemic Diseases								
11.1	Discuss the systemic conditions which manifests as oral lesions.	K	K	MK	Large group	Written exam	-	-General Medicine
11.2	Describe clinical features of systemic condition and explain its oral manifestation.	K	K	MK	Large group	Written exam	-	-
11.3	Discuss the differential diagnosis of various conditions	K	K	MK	Large group	Written exam	-	-
11.4	Perform diagnostic procedures, investigations, refer patient to physician if required.	K/A/C	K/P	MK	DOAP	DOPS	-	-
11.5	Select and justify the treatment options for the condition.	K	K	MK	Large group	Written exam	-	General Medicine
Topic 12- Bleeding and Clotting Disorders								
12.1	Discuss clotting mechanism.	K	K	MK	Large group	Written exam	-	Physiology
12.2	Classify bleeding and clotting mechanism	K	K	MK	Large group	Written exam	-	Physiology
12.3	Perform diagnostic procedures, investigations, refer patient to physician if required.	K/S/A/C	K/P	MK	DOAP	DOPS	-	General Pathology
12.4	Select and justify the treatment option considering patients condition	K	K	MK	Large group	Written exam	-	-
Topic 13- Pulpal and Periapical Lesions								

13.1	Classify pulpal and periapical lesions	K	K	MK	Large group	Written exam	-	Conservative Dentistry
13.2	Discuss pathophysiology of pulpal and periapical lesions	K	K	MK	Large group	Written exam	-	-
13.3	Describe the clinical features of pulpal and periapical lesions	K	K	MK	Large group	Written exam	-	-
13.4	Perform diagnostic procedures, investigations, if required.	K/S/A/C	K/P	MK	DOAP	DOPS	-	-
13.5	Select and justify the treatment option taking into account patients condition	K	K	MK	Large group	Written exam	-	Conservative Dentistry

Topic 14- Oral cancer

14.1	Discuss the pathophysiology of cancer development	K	K	MK	Large group	Written exam	-	-
14.2	Discuss carcinogens	K	K	MK	Large group	Written exam	-	-General Pathology
14.3	Discuss the clinical features of oral cancer	K	K	MK	Large group	Written exam	-	-
14.4	Discuss the histopathology of oral squamous cell carcinoma	K	K	MK	Large group	Written exam	-	-Oral Pathology
14.5	Record case history gather relevant information related to systemic status, nutritional status, addictive habits	K	K	MK	Large group	Written exam	-	-
14.6	Perform clinical examination- intraoral and extraoral	K/S/A/C	K/P	MK	DOAP	DOPS	-	-
14.7	Demonstrate data interpretation and differential diagnosis	K/S/A/C	K/P	MK	DOAP	DOPS	-	-
14.8	Discuss the treatment modality for oral cancer with its complications	K	K	MK	Large group	Written exam	-	-Oral Surgery

	And management.							
Topic- 15 Diseases of bone and Osteodystrophy's								
15.1	Classify the diseases of bone and Osteodystrophy's	K	K	MK	Large group	Written exam	-	Oral Pathology
15.2	Discuss pathogenesis of it	K	K	MK	Large group	Written exam	-	-
15.3	Describe the clinical feature of bone diseases	K	K	MK	Large group	Written exam	-	-
15.4	Discuss the radiologic appearance of bone diseases.	K	K	MK	Large group	Written exam	-	-Oral Radiology
Topic- 16Teeth: Developmental Abnormalities								
16.1	Discuss development, histology of teeth	K	K	MK	Large group	Written exam	-	-Oral Histology
16.2	Discuss the developmental abnormalities of teeth	K	K	MK	Large group	Written exam	-	-Oral Pathology
16.3	Discuss radiographic appearances of developmental abnormalities of teeth	K	K	MK	Large group	Written exam	-	-Oral Radiology
16.4	Differentiate radiographic appearances of tooth anomaly	K	K	MK	Large group	Written exam	-	-Oral Radiology
Topic 17- Endocrine disorders at cro-megaly and hyperparathyroidism								
17.1	Discuss the endocrine glands and the hormones	K	K	MK	Large group	Written exam	-	-
17.2	Discuss acromegaly, investigations, oral changes and management.	K	K	MK	Large group	Written exam	-	-
17.3	Discuss hyperparathyroidism, investigations, oral changes and management.	K	K	MK	Large group	Written exam	-	-
17.4	Record case history, gather relevant information related to the condition	K/S/C	K/P	MK	Small group	OSCE	-	-General Medicine
Topic 18- Periodontal diseases								

Dean and Director
The Oxford Dental College, Bommalahalli
Hosur Road Bengaluru - 560 111

18.1	Describe periodontium	K	K	MK	Large group	Written exam	-	-Dept of periodontics
18.2	Classify periodontal diseases	K	K	MK	Large group	Written exam	-	-Dept of periodontics
18.3	Discuss the clinical and radiographic features of periodontal diseases	K	K	MK	Large group	Written exam	-	- Dept of periodontics
18.4	Perform the clinical examination of periodontium	K/S/A	K/P	MK	DOAP	DOPS	-	-Dept of periodontics
Topic 19- Granulomatous diseases:								
19.1	Discuss the pathogenesis of granulomatous diseases	K	K	MK	Large group	Written exam	-	-General Pathology
9.2	Classify granulomatous diseases	K	K	MK	Large group	Written exam	-	-
19.3	Record case history, gather relevant information related to the condition	K/S/A/C	K/P	MK	Small group	OSCE	-	-
19.4	Select the appropriate investigation	K	K	MK	Large group	Written exam	-	-
19.5	Select and justify most suitable treatment option considering patients condition	K	K	MK	Large group	Written exam	-	-Oral Surgery
Topic 20- Cervico-facial lymphadenopathy								
20.1	Discuss anatomy and applied anatomy of lymph and lymphatic system	K	K	MK	Large group	Written exam	-	-anatomy
20.2	Explain cervical lymph nodes	K	K	MK	Large group	Written exam	-	-
20.3	Explain lymphadenopathy and discuss the Path physiology	K	K	MK	Large group	Written exam	-	-General Pathology
20.4	Discuss the differential diagnosis of cervical lymphadenopathy	K	K	MK	Large group	Written exam	-	-General Medicine
20.5	Discuss the investigations required for patient condition	K/S/A	P	MK	PBL	DOPS, OSCE, Vivavoc e, Problem based	-	-

						question		
Topic21- Forensic odontology								
21.1	Discuss medicolegal aspects of orofacial injuries	K	K	MK	Large group	Written exam	-	-
21.2	Discuss identification of bitemarks	K	K	MK	Large group	Written exam	-	-
21.3	Explain determination of age and sex	K	K	MK	Large group	Written exam	-	-
21.4	Discuss identification of cadavers by dental appliances, Restorations and tissue remnants	K	K	MK	Large group	Written exam	-	-
Topic22- Drugs commonly used in oral medicine								
22.1	Enumerate various drugs used in oral medicine	K	K	MK	Large group	Written exam	-	- Pharmacology
22.2	Classify and Discuss principle antibiotics.	K	K	MK	Large group	Written exam	-	- Pharmacology
22.3	Classify and Discuss principle chemotherapeutic agent	K	K	MK	Large group	Written exam	-	- Pharmacology
22.4	Classify and Discuss Principle NSAIDS	K	K	MK	Large group	Written exam	-	- Pharmacology
22.5	Classify and Discuss principle astringents, mouth washes, styptics, demulcents, local surface anesthetic, sialagogues, antisialogogues	K	K	MK	Large group	Written exam	-	- Pharmacology
22.6	Classify and Discuss drugs used in the treatment of malignancy	K	K	MK	Large group	Written exam	-	- Pharmacology
Topic 1-Scope of The Subject and History of Origin								
1.1	Define radiation, Radiology	K	K	MK	Large group	Written exam	-	-
1.2	Discuss the scope of subject	K	K	MK	Large group	Written exam	-	-
1.3	Discuss the history of radiology.	K	K	MK	Large group	Written exam	-	-

1.4	Discuss history about dental radiology	K	K	MK	Large group	Written exam	-	-
Topic2- Physics of radiation								
2.1	Describe the nature and types of radiations	K	K	MK	Large group	Written exam	-	-
2.2	Explain source of radiations	K	K	MK	Large group	Written exam	-	-
2.3	Explain production of X-rays	K	K	MK	Large group	Written exam	-	-
2.4	Discuss properties of X-rays	K	K	MK	Large group	Written exam	-	-
2.5	Explain radiation measuring units	K	K	MK	Large group	Written exam	-	-
2.6	Demonstrate parts of x-ray machine and its functions.	K	K	MK	Large group	Written exam	-	-
Topic 3- Biological Effects of Radiation								
3.1	Explain cell cycle.	K	K	MK	Large group	Written exam	-	-
3.2	Discuss effects of radiation on organs and on oral cavity.	K	K	MK	Large group	Written exam	-	-
3.3	Discuss most and least sensitive cell of the body	K	K	MK	Large group	Written exam	-	-
3.4	Differentiate stochastic and deterministic effects.	K	K	MK	Large group	Written exam	-	-
Topic4- Radiation Safety and Protection Measures								
4.1	Discuss the rationale of radiation safety	K	K	MK	Large group	Written exam	-	-
4.2	Discuss the radiation safety measures for operator	K	K	MK	Large group	Written exam	-	-
4.3	Discuss the radiation safety measures for patients	K	K	MK	Large group	Written exam	-	-
4.4	Demonstrate the safety and protection measures during radiograph taking.	K/S/A/C	K/P	MK	DOAP	DOPS	-	-
Topic5- Principles of Image Production								
5.1	Discuss the principle of projection geometry	K	K	MK	Large group	Written exam	-	-

5.2	Demonstrate on the various films the principle of projection geometry	K/S/A	K/P	MK	Large group, DOAP	DOPS	-	-
Topic6- Radiographic Techniques:								
6.1	Discuss intraoral radiographic techniques	K	K	MK	Large group	Written exam	-	-
6.2	Describe indications and techniques for IOPA.	K	K	MK	Large group	Written exam	-	-
6.34	Describe indications and techniques for Bitewing radiograph Describe indications and techniques for occlusal radiograph	K	K	MK	Large group	Written exam	-	-
Topic7- Radiographic Normal Anatomical Landmarks								
7.1	Discuss the principle of shadow casting.	K	K	MK	Large group	Written exam	-	-
7.2	Enumerate the radiographic normal radiographic landmark	K	K	MK	Large group	Written exam	-	-
7.3	Demonstrate the various landmarks	K/S/A	K/P	MK	Small group, DOAP	DOPS	-	-
7.4	Identify radiographic landmarks	K	K	MK	Small group	OSCE	-	-
Topic8- Faulty Radiographs and Artefacts in Radiographs								
8.1	Classify faulty radiographs and artifacts in radiographs.	K	K	MK	Large group	Written exam	-	-
8.2	Discuss the reason for faulty radiographs.	K	K	MK	Large group	Written exam	-	-
8.3	Demonstrate faults on radiograph	K/S/A	K/P	MK	Small group	OSCE	-	-
Topic9- Contrast Radiography and Basic Knowledge for Radio-Active Isotopes								
9.1	Discuss contrast radiography	K	K	MK	Large group	Written exam	-	-
9.2	Discuss radioactive isotopes	K	K	MK	Large group	Written exam	-	-
9.3	Classify contrast radiography techniques with indications	K	K	MK	Large group	Written exam	-	-
9.4	Discuss use of radioactive isotopes for imaging	K	K	MK	Large group	Written exam	-	-

9.5	Discuss contrast radiographic imaging technique.	K	K	MK	Large group	Written exam	-	-
Topic10- Principles of Radiotherapy of Orofacial Malignancies and Complications of Radiotherapy								
10.1	Discuss principles of radiotherapy of oro-facial malignancies a	K	K	MK	Large group	Written exam	-	-
10.2	Discuss technique of radiotherapy	K	K	MK	Large group	Written exam	-	- Radiation Oncology
10.3	Discuss complications of radiotherapy	K	K	MK	Large group	Written exam	-	-
10.4	Select and justify most suitable management option of complications of radiotherapy	K	K	MK	Large group	Written exam	-	-Oral oncology
Topic11- Interpretation of Radiographs in Various Abnormalities of Teeth, Bones and to Orofacial Tissues								
11.1	Discuss interpretation of radiographs.	K	K	MK	Large group	Written exam	-	-
11.2	Demonstrate interpretation of intraoral and extraoral radiographs.	K/S/A	K/P	MK	Small group	OSCE	-	-
11.3	Perform intraoral radiograph interpretation	K/S/A	K/P	MK	DOAP	DOPS	-	-



Dean and Director
The Oxford Dental College, Bommasandra
Hosur Road, Bengaluru - 560 076

Oral & Maxillofacial Surgery

1. Introduction, definition, scope, aims and objectives.


SL. No.	Course outcomes	Domain K/S/A/C	Level K/KH/ SH/P	Must know/ Nice to know/ Desirable to know	Teaching- Learning Methods	Assessmen tMethods	Vertical Integratio n	Horizontal Integration
1.	Define oral and maxillofacial surgery	K	K	MK		Written exam Viva		
2.	List scope of oral and maxillofacial surgery	K	K	MK		Written exam Viva		
3.	Discuss aims and objectives of oral and maxillofacial surgery	K	K	MK		Written exam Viva		



Dean and Director
The Oxford Dental College, Bommanahalli
Heur Road, Bengaluru - 560 068

2. Diagnosis in oral surgery:

SL. No	COMPETENCY The student should be able to	Domain K/S/A/ C	Level K/KH / SH/P	Must know/ Nice to know/ Desirable to know	Teaching- Learning Methods	Assessmen t Methods	Vertical Integration	Horizontal Integration
1.	Present history taking	K/S	K	MK		Written exam Viva	Oral Medicine	
2.	Demonstrate clinical examination	K/C	K	MK		Written exam Viva	Oral Medicine	
3.	Record investigation	K/S	K	MK		Written exam Viva	Oral Medicine	



Dean and Director
The Oxford Dental College, Bommanahalli
Hosur Road, Bengaluru - 560 068

3. Principles of infection control and cross-infection control with particular reference to HIV/AIDS and Hepatitis.

SL. No	COMPETENCY The student should be able to	Domain K/S/A/C	Level K/KH/SH/P	Must know/ Nice to know/ Desirable to know	Teaching-Learning Methods	Assessment Methods	Vertical Integration	Horizontal Integration
1.	Describe Principles of infection control and cross-infection control with particular reference to HIV/AIDS	K	K	MK		Written exam Viva	Microbiology	
2.	Describe principles of infection control and cross-infection control with particular reference to Hepatitis.	K	K	MK		Written exam Viva	Microbiology	
3.	Counsel control of cross infection of HIV and Hepatitis	K/C	SH	MK		Written exam Viva	Microbiology	



Dean and Director
The Oxford Dental College, Bommahalli
Hosur Road, Bengaluru - 560 068

4. Principles of Oral Surgery

SL. No	COMPETENCY The student should be able to	Domain K/S/A/C	Level K/KH/ SH/P	Must know/ Nice to know/ Desirable to know	Teaching- Learning Methods	Assessment Methods	Vertical Integration	Horizontal Integration
1.	Demonstrate preparation of patient during surgery	K/S/C	SH	MK		Written exam Viva	General surgery	
2.	Enumerate various methods of sterilization	K	K	MK		Written exam Viva	Microbiology	
3.	Elicit various extra-oral incision to expose facial skeleton	K	K	MK		Written exam Viva		



Dean and Director
The Oxford Dental College, Bommalahalli
Hosur Road, Bengaluru - 560 068

5. Exodontia


SL. No	COMPETENCY The student should be able to	Domain K/S/A/C	Level K/KH/ SH/P	Must know/ Nice to know/ Desirable to know	Teaching- Learning Methods	Assessment Methods	Vertical Integration	Horizontal Integration
1.	Define Ideal Extraction.	K	K	MK		Written exam Viva		
2.	Enumerate Methods of extraction	K	K	MK		Written exam Viva		
3.	Demonstrate Forceps Extraction	K\S\C	K\KH\ SH\P	MK		Written exam Viva Skill Assessment		
4.	Inform post- extraction care	K\C	K\KH\ SH\P	MK		Viva Skill Assessment		



Dean and Director
The Oxford Dental College, Bommalahalli
Hosur Road Bengaluru - 560 068

6. Impacted teeth:

SL. No	COMPETENCY The student should be able to	Domain K/S/A/C	Level K/KH/ SH/P	Must know/ Nice to know/ Desirable to know	Teaching- Learning Methods	Assessment Methods	Vertical Integration	Horizontal Integration
1.	Classify Impacted mandibular third molar and, reasons for removal, Assessment - both clinical & radiological	K/S	KH	MK		Written exam Viva		
2.	Describe Surgical procedure for removal of impacted tooth	K	K	MK		Written exam Viva		
3.	Discuss reasons for canine impaction, Localization, indications for removal, Methods of management	K	K	MK		Written exam Viva		


 Dean and Director
 The Oxford Dental College, Bommalahalli
 Hosur Road, Bengaluru - 560 068

7. Pre-prosthetic Surgery

SL. No	COMPETENCY The student should be able to	Domain K/S/A/C	Level K/KH/ SH/P	Must know/ Nice to know/ Desirable to know	Teaching- Learning Methods	Assessment Methods	Vertical Integration	Horizontal Integration
1.	Define Pre-prosthetic Surgery and classification of procedures	K	K	MK		Written exam Viva	Prosthodontics	
2.	Enumerate Corrective procedures, Ridge extension or Sulcus extension procedures, Ridge augmentation and reconstruction	K	K	MK		Written exam Viva	Prosthodontics	
3.	List various types of implants and surgical procedure to place implants.	K	K	MK		Written exam Viva	Prosthodontics	


 Dean and Director
 The Oxford Dental College, Bommahalli
 Hosur Road, Bengaluru - 560 068

8. Diseases of the maxillary sinus

SL. No	COMPETENCY The student should be able to	Domain K/S/A/C	Level K/KH/ SH/P	Must know/ Nice to know/ Desirable to know	Teaching- Learning Methods	Assessment Methods	Vertical Integration	Horizontal Integration
1.	Discuss surgical anatomy of maxillary sinus	K	K	MK		Written exam Viva	Anatomy	
2.	Differentiate Sinusitis both acute and chronic	K	K	MK		Written exam Viva	General medicine	
3.	List the steps of removal of root from the sinus	K	K	MK		Written exam Viva		



Dean and Director
The Oxford Dental College, Bommalahalli
Hosur Road, Bengaluru - 560 068

9. Disorders of T.M. Joint

SL. No	COMPETENCY The student should be able to	Domain K/S/A/C	Level K/KH/ SH/P	Must know/ Nice to know/ Desirable to know	Teaching- Learning Methods	Assessment Methods	Vertical Integration	Horizontal Integration
1.	Define ankylosis, etiology, clinical features, and management of ankylosis	K	K	MK		Written exam Viva	Oral Medicine	
2.	Discuss myofascial pain dysfunction syndrome	K	K	MK		Written exam Viva	Oral Medicine	
3.	Elicit applied surgical anatomy of TMJ joint	K\S	K	MK		Written exam Viva		

Dean and Director

The Oxford Dental College, Bomminahalli,
Hosur Road, Bengaluru - 560 068

10. Infections of the Oral cavity

SL. No	COMPETENCY The student should be able to	Domain K/S/A/C	Level K/KH/ SH/P	Must know/ Nice to know/ Desirable to know	Teaching- Learning Methods	Assessment Methods	Vertical Integration	Horizontal Integration
1.	Enumerate factors responsible for infection	K	K	MK		Written exam Viva	Microbiology	
2.	Define ludwigs angina, etiology	K	K	MK		Written exam Viva	Oral Medicine	
3.	Classify osteomyelitis of jaw	K	K	MK		Written exam Viva	Oral Medicine	



Dean and Director
The Oxford Dental College, Bommalahalli
Hosur Road, Bengaluru - 560 068

11. Benign cystic lesions of the jaws

SL. No	COMPETENCY The student should be able to	Domain K/S/A/C	Level K/KH/ SH/P	Must know/ Nice to know/ Desirable to know	Teaching- Learning Methods	Assessment Methods	Vertical Integration	Horizontal Integration
1.	Define and classify benign cystic lesions of jaw	K	K	MK		Written exam Viva	Oral Medicine	
2.	Describe Clinical features, of OKC	K	K	MK		Written exam Viva	Oral Medicine	
3.	Enumerate The type of surgical procedures and its complications	K	K	MK		Written exam Viva		


 Dean and Director
 The Oxford Dental College, Bommalahalli
 Hosur Road Bengaluru - 560 068

12. Tumours of the Oral cavity

SL. No	COMPETENCY The student should be able to	Domain K/S/A/C	Level K/KH/ SH/P	Must know/ Nice to know/ Desirable to know	Teaching-Learning Methods	Assessment Methods	Vertical Integration	Horizontal Integration
1.	Classify non odontogenic benign tumors in oral cavity	K	K	MK		Written exam Viva	Oral Medicine	
2.	Define ameloblastoma and discuss clinical features , radiographic appearance and methods of management	K	K	MK		Written exam Viva	Oral Medicine	
3.	Elicit Role of dental surgeons in the prevention and early detection of oral cancer.	K\S	K	MK		Written exam Viva		


 Dean and Director
 The Oxford Dental College, Bommanahalli
 Hosur Road - Bengaluru - 560 068

13. Fractures of the jaws

SL. No	COMPETENCY The student should be able to	Domain K/S/A/C	Level K/KH/ SH/P	Must know/ Nice to know/ Desirable to know	Teaching- Learning Methods	Assessment Methods	Vertical Integration	Horizontal Integration
1.	Describe types of fractures	K	K	MK		Written exam Viva		
2.	Describe Fractures of the condyle	K	K	MK		Written exam Viva		
3.	List Complications of fractures	K	K	MK		Written exam Viva		



Dean and Director
The Oxford Dental College, Bommahalli
Hosur Road, Bengaluru - 560 068

14. Salivary gland diseases


SL. No	COMPETENCY The student should be able to	Domain K/S/A/C	Level K/KH/ SH/P	Must know/ Nice to know/ Desirable to know	Teaching-Learning Methods	Assessment Methods	Vertical Integration	Horizontal Integration
1.	Enumerate procedure for Diagnosis of salivary gland diseases	K	K	MK		Written exam Viva	Oral Medicine	
2.	Define Sialolithiasis and discuss Clinical features, management	K	K	MK		Written exam Viva	Oral Medicine	
3.	Enumerate Common tumors of salivary glands	K	K	MK		Written exam Viva	Oral Medicine	



Dean and Director
The Oxford Dental College, Bommalahalli
Hosur Road Bengaluru - 560 068

15. Jaw deformities

SL. No	COMPETENCY The student should be able to	Domain K/S/A/C	Level K/KH/ SH/P	Must know/ Nice to know/ Desirable to know	Teaching-Learning Methods	Assessment Methods	Vertical Integration	Horizontal Integration
1.	Define Prognathism, Retrognathism and open bite	K	K	MK		Written exam Viva	Orthodontics	
2.	Discuss reasons for correction	K	K	MK		Written exam Viva	Orthodontics	
3.	Record Outline of surgical methods carried out on mandible and maxilla.	K\S	K	MK		Written exam Viva	Orthodontics	


 Dean and Director
 The Oxford Dental College, Bommanahalli
 Hosur Road, Bengaluru - 560 068

16. Neurological disorders

SL. No	COMPETENCY The student should be able to	Domain K/S/A/C	Level K/KH/ SH/P	Must know/ Nice to know/ Desirable to know	Teaching-Learning Methods	Assessment Methods	Vertical Integration	Horizontal Integration
1.	Define Trigeminal neuralgia	K	K	MK		Written exam Viva	Oral Medicine	
2.	Discuss Facial paralysis - A etiology, clinical features	K	K	MK		Written exam Viva	Oral Medicine	
3.	Classify Nerve injuries - neurorrhaphy etc.	K	K	MK		Written exam Viva	Pathology	


 Dean and Director
 The Oxford Dental College, Bommahalli
 Hosur Road, Bengaluru - 560 068

17. Cleft Lip and Palate


SL. No	COMPETENCY The student should be able to	Domain K/S/A/C	Level K/KH/ SH/P	Must know/ Nice to know/ Desirable to know	Teaching- Learning Methods	Assessment Methods	Vertical Integration	Horizontal Integration
1.	Discuss A etiology of the clefts	K	K	MK		Written exam Viva	Oral Medicine	
2.	Classify cleft lip and cleft palate and outline the closure procedure	K	K	MK		Written exam Viva		
3.	Describe Role of dental surgeon in the management of cleft patients.	K	K	MK		Written exam Viva		



Dean and Director
The Oxford Dental College, Bommalahalli
Hosur Road, Bengaluru - 560 068


18. Medical Emergencies in dental practice

SL. No	COMPETENCY The student should be able to	Domain K/S/A/C	Level K/KH/ SH/P	Must know/ Nice to know/ Desirable to know	Teaching- Learning Methods	Assessment Methods	Vertical Integration	Horizontal Integration
1.	Performed under supervision Primary care of medical emergencies in dental practice particularly - (a) Cardiovascular (b) Respiratory	K\S\C	KH	MK		Written exam viva	Pharmacology	
2.	d) Anaphylactic reaction (e) Epilepsy f) endocrine	K	K	MK		Written exam Viva	Pharmacology	


 Dean and Director
 The Oxford Dental College, Bommanahalli
 Hosur Road, Bengaluru - 560 068


19. Emergency drugs & Intramuscular I.V. Injections

SL. No	COMPETENCY The student should be able to	Domain K/S/A/C	Level K/KH/ SH/P	Must know/ Nice to know/ Desirable to know	Teaching- Learning Methods	Assessment Methods	Vertical Integration	Horizontal Integration
1.	Enumerate emergency drugs	K	K	MK		Written exam Viva	Pharmacology	
2.	Discuss Applied anatomy, Ideal location for giving these injections, techniques	K	K	MK		Written exam Viva		


 Dean and Director
 The Oxford Dental College, Bommahalli
 Hosur Road Bengaluru - 560 068


20. Oral Implantology

SL. No	COMPETENCY The student should be able to	Domain K/S/A/C	Level K/KH/ SH/P	Must know/ Nice to know/ Desirable to know	Teaching- Learning Methods	Assessme nt Methods	Vertical Integration	Horizontal Integratio n
1.	Define oral implantology	K	K	MK		Written exam Viva	Prosthodontics	Periodontics
2.	Enumerate parts of implants	K	K	MK		Written exam Viva	Prosthodontics	Periodontics
3.	Discuss the indications, contraindicati on, and procedure of implant	K	K	MK		Written exam Viva	Prosthodontics	Periodontics


 Dean and Director
 The Oxford Dental College, Bommahalli
 Hosur Road, Bengaluru - 560 068

21. Anesthesia

SL. No	COMPETENCY The student should be able to	Domain K/S/A/C	Level K/KH/ SH/P	Must know/ Nice to know/ Desirable to know	Teaching- Learning Methods	Assessment Methods	Vertical Integration	Horizontal Integration
1.	Discuss and perform concept of L. A	K\S\C	K	MK		Written exam Viva	Pharmacology	
2.	Discuss Concept of general anesthesia.	K	K	MK		Written exam Viva	Pharmacology	
3.	Describe and discuss procedure of tracheostomy.	K	K	MK		Written exam Viva	General surgery	



Dean and Director
The Oxford Dental College, Bommahalli
Hosur Road, Bengaluru - 560 068

Conservative Dentistry & Endodontics

Course Outcomes

Number	COMPETENCY The student should be able to	Domain K/S/A/ C	Level K/KH/ SH/P	Must know/ Nice to know/ Desirable to know	Teaching-Learning Methods	Assessment Methods	Vertical Integration	Horizontal Integration
DENTAL MATERIALS								
Topic 1: STRUCTURE OF MATTER AND PRINCIPLES OF ADHESION.								
No of Competencies: 1								
DM 1.1	Describe crystalline and non crystalline structure, Various Interatomic bonds and adhesion	K	K	MK	Large group (Lecture)	Written exam		
Topic 2 :IMPORTANT PHYSICAL PROPERTIES APPLICABLE TO DENTAL MATERIALS								
No of Competencies: 1								
DM 2.1	Define the following properties and describe its importance with relation to Dental Materials(Biological, Mechanical, Chemical, Thermal, Rheological, Color)	K	K/KH	MK	Large group (Lecture)	Written exam		-

Dean and Director

The Dental College, Bommalahalli
Bengaluru - 560 068

Topic 3 :BIOLOGICAL CONSIDERATIONS IN USE OF DENTALMATERIALS**No of Competencies: 2**

DM 3.1	Define Biocompatibility and discuss various hazards resulting from Dental materials	K	K/KH	MK	Large group (Lecture)	Written exam	-	
DM 3.2	Describe toxicity and its levels of evaluation related to Dental Materials	K	K	MK	Large group (Lecture)	Written exam	-	

Topic 4 :GYPSUM & GYPSUMPRODUCTS**No of Competencies: 06**

DM 4.1	Define Gypsum and classify its different products	K	K	MK	Large group (Lecture)	Written exam	-	
DM 4.2	Describe its manufacturing	K	K	DK	Large group (Lecture)	Written exam		
DM 4.3	Describe in details the various theories ofSetting and factors affecting setting of Gypsum Products	K	K	MK	Large group (Lecture)	Written exam		
DM 4.4	Discuss various Properties of Dental Plaster and Dental Stone	K	K	MK	Large group (Lecture)	Written exam		
DM 4.5	Discuss the disinfectants and the methods of disinfecting gypsum products	K	K/KH	NK	Large group (Lecture)	Written exam		

DM 4.6	Perform under assistance the manipulation of dental plaster and dentalstone	K/S	KH/SH/ P	MK	Small group, DOAP	Written exam, Practical Examination		
DM 4.6	Enlist the advantages, disadvantages, uses and differences between Dental Plaster and Dental stone	K	K	DK	Large group (Lecture)	Written exam		
Topic 5 : IMPRESSION MATERIALS USED IN DENTISTRY								
No of Competencies: 08								
DM 5.1	Define impression and discuss the purpose of making it	K	K	MK	Large group	Written exam		-
DM 5.2	Classify Impression Materials and discuss in details the ideal requirements of it	K	K	MK	Large group	Written exam	-	-
DM 5.3	Discuss in details the composition and role of ingredients of all Elastic and Inelastic Impression materials used in dentistry	K	K	MK	Large group	Written exam		
DM 5.4	Discuss the chemistry of setting and factors affecting setting of all Elastic and Inelastic Impression materials used in dentistry	K	K	MK	Large group	Written exam		
DM 5.5	Discuss the Working time, setting time, flow, accuracy, strength, flexibility, tear strength, dimensional stability, compatibility with cast & die materials incl., electroplating Biological properties: tissue reaction, Shelf life & storage of material, Infection control – disinfection of all impression materials used in	K	K	MK	Large group	Written exam		

	dentistry							
DM 5.6	Discuss the manipulation with special emphasis on type of impression trays required, Adhesion to tray, instruments & equipments required.	K	K/KH	MK	Large group, Early clinical exposure	Written exam Practical Exam and Viva voce		
DM 5.7	Discuss the recent advances in Impression materials	K	K	NK	Large group	Written exam		
DM 5.8	Discuss the advantages, disadvantages, uses of all the impression materials used in dentistry	K	K	MK	Large group	Written exam, Practical Exam, Viva Voce		
DM 5.9	Perform under supervision the manipulation of Zinc Oxide Eugenol impression paste and Alginate Impression material	K/S	KH/SH/P	MK	Small group, DOAP	Practical exam		

Topic 6 : SYNTHETIC RESINS USED IN DENTISTRY

No of Competencies: 12

DM 6.1	Define denture base and classify denture base materials	K	K	MK	Large group	Written exam	-	-
DM 6.2	Discuss the ideal requirements of Denture base materials	K	K	MK	Large group	Written exam	-	-
DM 6.3	Classify denture base resins and discuss the ideal requirements of it	K	K	MK	Large group	Written exam	-	-
DM 6.4	Define Polymerization. Discuss in details the types of polymerization, Addition and Condensation Polymerization, inhibition of polymerization	K	K	MK	Large group	Written exam		
DM 6.5	Discuss Crosslinking and copolymerization	K	K	MK	Large group	Written exam		
DM 6.6	Discuss the biological properties & allergic reactions, Physical properties,	K	K	MK	Large group	Written exam		

	Porisities, Polymerization shrinkage, Crazing, Solubility, Thermal properties, aesthetic properties of denture base resins							
DM 6.7	Discuss the modes of polymerisation: Heat activated, Chemically activated, Light activated, Mode of supply, application, composition, polymerisation reaction of each.	K	K	MK	Large group	Written exam		
DM 6.8	Discuss the technical considerations: Methods of manipulation for each type of resin.	K	K/KH	MK	Large group	Written exam, Viva voce		Prosthodontics preclinical
DM 6.9	Discuss the miscellaneous resins & techniques: Repair resins, Relining and rebasing	K	K	MK	Large group	Written exam		
DM 6.10	Define and discuss the short term and long-term soft-liners, temporary crown and bridge resins, Resin impression trays, Tray materials and Resin teeth, denture cleansers.	K	K	DK	Large group	Written exam		
DM 6.11	Discuss in details the infection control of denture base resins	K	K	DK	Large group	Written exam		
DM 6.12	Classify and discuss the Maxillofacial Prostheses materials	K	K	NK	Large group	Written exam		
Topic 7: RESTORATIVE RESINS No of Competencies: 07								
DM 7.1	Classify Restorative Resins.	K	K	MK	Large group	Written exam		-
DM 7.2	Classify Composite resins. Discuss in details the composition and role of ingredients of it	K	K	MK	Large group	Written exam	-	-
DM 7.3	Discuss the polymerization mechanisms: Chemically activated, Light activated,	K	K	MK	Large group	Written exam	Pre clinical conservative	-

Dean and Director

The Oxford Dental College, Bommalahalli
Hosur Road, Bengaluru - 560 068

								dentistry	
--	--	--	--	--	--	--	--	-----------	--



Dean and Director
The Oxford Dental College, Bommahalli
Hosur Road Bengaluru - 560 068

	Dual cure: Degree of conversion, Polymerization shrinkage							
DM 7.4	Discuss the properties ; Physical properties, Polymerization shrinkage, Coefficient of thermal expansion, watersorption, aesthetics, Biocompatibility –microleakage, pulpal reaction, pulpal protection	K	K	MK	Large group	Written exam	-	-
DM 7.5	Discuss the manipulation of composites:Techniques of insertion of Chemically activated, light activated, dual cure Polymerization, Finishing and polishing of restoration, Repair of composites.	K	K	MK	Large group	Written exam	- Pre clinical conservative dentistry	-
DM 7.6	Define Bonding and discuss the need for bonding, Acid - etch technique, Enamel bonding, Dentin bonding agents. Mode of bonding, Bond strength	K	K	MK	Large group	Written exam		-
DM 7.7	Enlist the applications of Composite resin and discuss the sandwich technique	K	K	MK	Large group	Written exam		
Topic 8: METAL AND ALLOYS		No of Competencies: 05						
DM 8.1	Discuss the Structure and behaviour of metals, Solidification of metals, mechanism of crystallisation amorphous & crystalline.	K	K	MK	Large group	Written exam		-
DM 8.2	Define and discuss Eutectic and Peritectic alloys.	K	K	MK	Large group	Written exam		-
DM 8.3	Discuss the Solid state reaction of otherbinary systems: Metallography & Heat treatment.	K	K	MK	Large group	Written exam	-	-

DM 8.4	Define tarnish and Corrosion. Discuss in details the types of corrosion	K	K	MK	Large group	Written exam		
-----------	---	---	---	----	-------------	--------------	--	--



Dean and Director
The Oxford Dental College, Bommahalli
Hosur Road, Bengaluru - 560 068

DM 8.5	Discuss the remedial measures to be taken to avoid corrosion	K	K	DK	Large group	Written exam		
Topic 9: Dental Amalgam No of Competencies: 07								
DM 9.1	Define Amalgam and classify silver alloys	K	K	MK	Large group	Written exam Viva voce	-	-
CD 9.2	Discuss in details the composition, role of ingredients of Low copper, High copper; admixed and unicompositional amalgam alloys	K	K	MK	Large group	Written exam		-
DM 9.3	Discuss in details the setting reaction of Low copper, High copper; admixed and unicompositional amalgam alloys	K	K	MK	Large group	Written exam	-	-
DM 9.4	Define and discuss trituration and condensation with respect to its types, advantages & disadvantages of each type	K	K	MK	Large group	Written exam	Pre clinical conservative dentistry	Pre clinical conservative dentistry
DM 9.5	Discuss the biological, chemical, physical, thermal, rheological properties with special emphasis on Delayed expansion and Mercuroscopic expansion	K	K	MK	Large group	Written exam		
DM 9.6	Discuss the manipulation with special emphasis on selection of alloy and proportioning	K	K/KH	MK	Large group	Written exam, Practical exam	Pre clinical conservative dentistry	Pre clinical conservative dentistry
DM 9.7	Perform under supervision trituration of Silver amalgam	K/S	KH/SH/P	MK	Small group, DOAP	Practical exam	Pre clinical conservative dentistry	Pre clinical conservative dentistry
DM 9.8	Discuss the uses, advantages, disadvantages of silver amalgam	K	K	MK	Large group	Written exam, Practical exam, viva		

						voce		
DM	Discuss the mercury toxicity	K	K	DK	Large group	Written exam,		



Dean and Director
The Oxford Dental College, Bommalahalli
Hosur Road Bengaluru - 560 058

9.7						Practical exam		
Topic 10: DENTAL CEMENTS		No of Competencies: 08						
DM 10.1	Define dental cements, classify it and discuss its ideal requirements	K	K	MK	Large group	Written exam	Pre clinical conservative dentistry -	-
DM 10.2	Discuss the composition and role of ingredients of Zn Oxide Eugenol, Zn Phosphate, Silicate, Glass inomer, Zn polycarboxylate, Silico phosphate, calcium hydroxide cement, cavity liner, cavity varnish, Guttapercha, MTA	S	P	MK	DOAS Small group teaching	DOPS Skill assessment	- Pre clinical conservative dentistry	-
DM 10.3	Discuss the setting reaction and factors affecting setting of Zn Oxide Eugenol, Zn Phosphate, Silicate, Glass inomer, Zn polycarboxylate, Silico phosphate, calcium hydroxide cement	K	K	MK	Large group	Written exam	Pre clinical conservative dentistry	
DM 10.4	Discuss the biological, chemical, physical, rheological, thermal properties, dimensional stability, adhesive properties and biomechanics of caries prevention of Zn Oxide Eugenol, Zn Phosphate, Silicate, Glass inomer, Zn polycarboxylate, Silico phosphate, calcium hydroxide cement, cavity liner, cavity varnish, Guttapercha, MTA	K	K	MK	Large group	Written exam	Pre clinical conservative dentistry	
DM 10.5	Discuss the manipulation with respect to instruments used, p/l ration, way of mixing of Zn Oxide Eugenol, Zn Phosphate, Silicate, Glass inomer, Zn polycarboxylate, Silico phosphate, calcium hydroxide cement	K	K	MK	Large group	Written exam	Pre clinical conservative dentistry	
DM	Perform under supervision the	K/S	KH/SH/	MK	Small group,	Practical exam	Pre clinical conservative	

								dentistry	
--	--	--	--	--	--	--	--	-----------	--



Dean and Director
The Oxford Dental College, Bommalahalli
Hosur Road, Bengaluru - 560 068

10.6	manipulation of Zn Oxide Eugenol and Zn Phosphate cement		P		DOAP			
DM 10.7	Discuss the recent advances in each dental cement	K	K	DK	Large group	Written exam		
DM 10.8	Discuss the uses, advantages, disadvantages of all the dental cements	K	K	DK	Large group	Written exam, Viva Voce		
Topic 11: Dental Casting Alloys No of Competencies: 05								
DM 11.1	Define and classify dental casting alloys. Discuss in details its ideal requirements	K	K	MK	Large group	Written exam		-
DM 11.2	Discuss the Composition, role of constituents and application of each alloy both noble and base metal including Titanium alloys	K	K	MK	Large group	Written exam		
DM 11.3	Discuss in details the properties of alloys: Melting range, mechanical properties, hardness, elongation, modulus of elasticity, tarnish and corrosion.	K	K	MK	Large group	Written exam		
DM 11.4	Discuss in details the casting procedure and casting defects	K	K/KH	MK	Large group, Flipped classroom	Written exam	Dental casting lab	
DM 11.5	Discuss in details the hardening and softening heat treatments	K	K	DK	Large group	Written exam		
Topic 12: Dental Waxes No of Competencies: 4								
DM 12.1	Classify dental waxes	K	K	MK	Large group	Written exam		
DM	Discuss ideal requirements, composition,	K	K	MK	Large group	Written exam		


 Dean and Director
 The Oxford Dental College, Bommarahalli
 Hosur Road Bengaluru - 560 068

12.2	role of ingredients of Inlay casting wax							
DM 12.3	Discuss the Properties: melting range, thermal expansion, mechanical properties, flow & residual stresses, ductility of Inlay casting wax	K	K	MK	Large group	Written exam		
DM 12.4	Discuss the composition, role of ingredients and uses of Modelling wax, sticky wax, Beading & Boxing wax, Spacer wax, Bite registration wax, impression wax	K	K	MK	Large group	Written exam, Practical exam		
Topic 13: DENTAL CASTING INVESTMENTS No of Competencies: 03								
DM 13.1	Define Investment. Classify and Discuss the ideal requirements of Dental casting investment materials	K	K	MK	Large group	Written exam	-	-
DM 13.2	Discuss in details the composition, role of ingredients and setting reaction of Gypsum bonded, Phosphate bonded and silica bonded investment materials	K	K	MK	Large group	Written exam		
DM 13.3	Discuss in details the properties with special emphasis on Normal, thermal and hygroscopic setting expansion	K	K	MK	Large group	Written exam		
Topic 14: Dental Ceramics No of Competencies: 1								
DM 14.1	Define and classify Dental Ceramics	K	K	MK	Large group	Written exam	-	-
DM 14.2	Discuss in details the composition, role of ingredients of Dental ceramics	K	K	MK	Large group	Written exam		
DM	Discuss in details methods of	K	K	MK	Large group	Written exam		

14.3	strengthening dental ceramics							
DM 14.4	Discuss in details the fabrication of Ceramic with special emphasis on coping, condensation, firing and furnaces, glazing and finishing	K	K	MK	Large group, Early laboratory exposure	Written exam		
DM 14.5	Discuss the properties of dental ceramics-Strength and factors affecting, modulus of elasticity, surface hardness, wear resistance, thermal properties, specific gravity, chemical stability, esthetic properties, biocompatibility	K	K	MK	Large group	Written exam		
DM 14.5	Discuss the Recent advances-all porcelain restorations, Manganese core, injection moulded, castable ceramics, glass infiltrated alumina core ceramic (In ceramic), ceramic veneers, inlays and onlays, and CAD - CAM ceramic.	K	K	MK	Large group	Written exam	Dental casting lab	
Topic 15: DIRECT FILLING GOLD		No of Competencies: 4						
DM 15.1	Classify direct filling gold. Explain in detail about gold foil	K	K	MK	Large group (Lecture)	Written exam		
DM 15.2	Explain the different properties of direct filling gold.	K	K	MK	Large group (Lecture)	Written exam		
DM 15.3	Write down the indications & contraindications of direct filling gold.	K	K	MK	Large group (Lecture)	Written exam		
DM 15.4	Explain the manipulation technique of direct filling gold.	K	K	MK	Large group (Lecture)	Written exam		

Topic 16: SOLDERING, BRAZING AND WELDING and WROUGHT BASE METAL ALLOYS

No of Competencies: 10

DM 16.1	Define the term soldering, welding and brazing. Write down the indications of soldering in dentistry.	K	K	MK	Large group (Lecture)	Written exam		
DM 16.2	Define the term solder. Write in details about its ideal requirement and its types	K	K	MK	Large group (Lecture)	Written exam		
DM 16.3	Define fluxes & anti fluxes. Write down its Function, Types, commonly used fluxes & their selection.	K	K	MK	Large group (Lecture)	Written exam		
DM 16.4	Explain the techniques of soldering with its technical consideration in details.	K	K	DK	Large group (Lecture)	Written exam		
DM 16.5	Define welding. What are the different methods of it. Explain in short about laser welding.	K	K	MK	Large group (Lecture)	Written exam		
DM 16.6	What are the different alloys used mainly for orthodontics purpose. Discuss in details about Stainless steel alloys..	K	K	MK	Large group (Lecture)	Written exam		
DM 16.7	What are the different properties required for orthodontic wires.	K	K	MK	Large group (Lecture)	Written exam		
DM 16.8	Discuss in details about composition, allocation, properties, heat treatment, physical properties of Wrought cobalt chromium nickel alloys	K	K	NK	Large group (Lecture)	Written exam		
DM 16.9	Write down in detail about Nickel – Titanium alloys.	K	K	NK	Large group (Lecture)	Written exam		
DM	Write down in details about Titanium	K	K	NK	Large group	Written exam		

16.10	alloys.				(Lecture)				
Topic 17: ABRASION & POLISHING AGENTS		No of Competencies: 5							
DM 17.1	Define the term abrasion and polishing. Explain the need of abrasion and polishing.	K	K	MK	Large group (Lecture)	Written exam	-		
DM 17.2	Discuss the different Types of abrasives, polishing agents and binders used for it with special emphasis on grading of abrasives..	K	K	MK	Large group (Lecture)	Written exam	-		
DM 17.3	Explain the factors affecting the rate of abrasion. Write down the ideal requirements of abrasive agents.	K	K	MK	Large group (Lecture)	Written exam			
DM 17.4	Write down the different materials and procedure used for abrasion and polishing agents.	K	K	NK	Large group (Lecture)	Written exam	Preclinical lab		
DM 17.5	What is Electrolytic polishing and burnishing.	K	K	DK	Large group (Lecture)	Written exam			
Topic 18: DENTAL IMPLANTS		No of Competencies: 02							
DM 18.1	What is dental implant? Explain the evolution of dental implant.	K	K	DK	Large group (Lecture)	Written exam	-		
DM 18.2	Write down the different types of dental implants. Discuss the different materials used for dental implants.	K	K	DK	Large group (Lecture)	Written exam			
Topic 19 : MECHANICS OF CUTTING		No of Competencies:1							
DM 19.1	What is dental bur and points. Explain the mechanism of tooth cutting.	K	K	MK	Large group	Written exam	Pre clinical lab		

Topic 20: DIE AND DIE MATERIALS		No of Competencies:02						
DM 20.1	Define die and classify die materials and discuss the ideal requirements of die materials	K	K	MK	Large group	Written exam		
DM 20.2	Discuss the electroforming of Die	K	K/KH	NK	Large group	Written exam		

Conservative Dentistry & Endodontics

Number	Course Outcomes	Domain K/S/A/ C	Level K/KH/ SH/P	Must know/ Nice to know/ Desirable to know	Teaching-Learning Methods	Assessment Methods	Vertical Integration	Horizontal Integration
Conservative Dentistry & Endodontics								
Topic:Introduction to Conservative Dentistry						No of Competencies:4		

CD 0.1	History & Objectives of Conservative Dentistry	K/C	K	MK	Large group teaching	Written Exam ViVa Voice	-	-
CD 0.2	Defination of Conservative Dentistry	C	K	MK	Large group teaching	Written Exam ViVa Voice	-	-
CD 0.3	Indications	K	K	MK	Large group teaching	Written Exam ViVa Voice	-	-
CD 0.4	Scope of Conservative Dentistry	K/S	K	MK	Large group teaching	Written Exam ViVa Voice	-	-
Topic : Nomenclature of Dentition						No of Competencies: 5		
CD 1.1	Nomenclature	K/S	K	MK	Large group (FC)	Written exam Viva voice	Pre clinical conservative dentistry	Dental Anatomy and histology



Dean and Director
The Oxford Dental College, Bommanahalli
Hosur Road Bengaluru - 560 068

CD 1.2	Defination	K/C	K	MK	Large group (FC)	Written exam Viva voice	-	-	
CD 1.3	Terminology of tooth surfaces	K/C	K	MK	Large group (FC)	Written exam Viva voice	-	-	
CD 1.4	Terminology of Caries	K/C	K	MK	Large group (FC)	Written exam Viva voice	- Pre clinical conservative dentistry	- Dental Anatomy and histology	
CD 1.5	Tooth numbering systems A.D.A. Zsigmondy Palmer and F.D.I. systems	K/C	K	Mk	Large group (FC)	Written exam Viva voice	- Pre clinical conservative dentistry	-	
Topic 2 : . Principles Of Cavity Preparation					No of Competencies: 4				
CD 2.1	Explain Steps of cavity preparation	S/A/C	K/P	MK	Large group Small group	Written exam Viva voice OSPE	- Pre clinical conservative dentistry	-	
CD 2.2	Describe nomenclature of cavity preparation	K/S/A/ C	K/P	MK	Large group Small group	Written exam Viva voice OSPE	- Pre clinical conservative dentistry	-	
CD 2.3	Explain classification of cavities.	K/C/A	K/P	MK	Large group Small group	Written exam Viva voice OSPE	- Pre clinical conservative dentistry	-	
CD 2.4	Explain nomenclature of floors angles of cavities	S/A/C	K/P	MK	Large group Small group	Written exam Viva voice OSPE	- Pre clinical conservative dentistry	-	
Topic3: Dental Caries					No of Competencies: 6				
3.1	Explain Aetiology of Dental Caries	K/S	K	MK	Large group	Written Exam Viva voice	Oral Pathology	-	

3.2	Explain classification of Dental Caries	K/S	K	MK	Large group	Written Exam Viva voice OSPE	-	-
3.3	Describe clinical features of Dental Caries	K/S	K	MK	Large group	Written Exam Viva voice	- Pre clinical conservative dentistry	- Pedodontics
3.4	Describe morphological features of Dental Caries	K/S	K	MK	Large group	Written Exam Viva voice	-	-
3.5	Describe microscopic features	K/S	K	MK	Large group	Written Exam Viva voice	Oral Pathology	-
3.6	Describe clinical diagnosis and sequel of dental caries.	K/S	K	MK	Large group	Written Exam Viva voice	-	-


Topic 4 : Treatment Planning for Operative Dentistry

No of Competencies: 5

CD 4.1	Detailed clinical examination	K/S/A	KH/SH	MK	Large group PBL	Written Exam Viva Voice	-	-
4.2	radiographic examination	K/S/A	KH/SH	MK	Large group PBL	Written Exam Viva Voice	-	-Oral medicine and radiology
4.3	, tooth vitality tests,.	K/S/A	KH/SH	MK	Large group PBL	Written Exam Viva Voice	-	-

Dean and Director
The Oxford Dental College, Bommalahalli
Hosur Road, Bengaluru - 560 068

4.4	, diagnosis and treatment planning,	K/S/A	KH/SH	MK	Large group PBL	Written Exam Viva Voice	-	-	
4.5	, preparation of the case sheet.	K/S/A	KH/SH	MK	Large group PBL	Written Exam Viva Voice	-	-	
Topic 5 : Gnathological Concepts of Restoration					No of Competencies: 5				
CD 5.1	Physiology of occlusion,	K	K	MK	Large group	Written examViva voice	Pre-clinical Conservativ e	-	
CD 5.2	normal occlusion	K	K	MK	Large group Small group	Written examViva voice	- Pre- clinical Conservativ e	-	
CD 5.3	Ideal occlusion,	K	K	MK	Large group Small group	Written examViva voice	Pre-clinical Conservativ e	-	
CD 5.4	mandibular movements and occlusal analysis	K/S	SH	MK	Large group Small group	Written examViva voice Skill Assessment	Pre-clinical Conservativ e	-	
CD 5.5	Occlusal rehabilitation and restoration.	K/S	SH	MK	Large group Small group	Written examViva voice Skill Assessment	Pre-clinical Conservativ e	-	


 Dean and Director
 The Oxford Dental College, Bommalahalli
 Hosur Road, Bengaluru - 560 068

Topic 6 : Aramamentarium For Cavity Preparation				No of Competencies: 4				
CD 6.1	Explain General classification of operative instruments, and sharpening of instruments.	K/S	K/SH	MK	Large group Small group	Written exam Viva voice Skill Assessment	- Pre-clinical Conservative	-
CD 6.2	Explain Hand cutting instruments design formula	K/S	K/SH	MK	Large group Small group	Written exam Viva voice Skill Assessment	- Pre-clinical Conservative	-
CD 6.3	Explain Rotary cutting instruments dental bur, mechanism of cutting, evaluation of hand piece and speed current concepts of rotary cutting procedures.	K/S	K/SH	MK	Large group Small group	Written exam Viva voice Skill Assessment	- Pre-clinical Conservative	-
CD 6.4	Sterilisation and maintenance of instruments. Basic instrument tray set up.	K/S	K/SH	MK	Large group Small group	Written exam Viva voice Skill Assessment	Pre-clinical Conservative	-
Topic 7: Control of Operating Field				No of Competencies: 4				
CD 7.1	Light source sterilisation	K	K/SH	MK	Large group Small group	Written exam Viva voice Skill Assessment	-	-
CD 7.2	Explain field of operation control of moisture,	K	K/KH	MK	Large group Small group	Written exam Viva voice Skill Assessment	-	-
CD 7.3	Describe rubber dam in detail,	K	K/KH	MK	Large group Small group	Written exam Viva voice Skill	Pre clinical conservative dentistry	-

						Assessment		
CD 7.4	Describe Cotton rolls & anti sialogagues.	K	K/KH	MK	Large group Small group	Written exam Viva voice Skill Assessment	- Pre clinical conservative dentistry	-
Topic 8: Amalgam Restoration		No of Competencies: 4-						
CD 8.1	Indication contraindication, clinical behaviour.	K	K/KH/P/SH	MK	Large group Small group	Written exam Viva voice Skill Assessment OSPE	Pre-clinical Conservative	Dental Material
CD 8.2	physical and mechanical properties ,	K	K/KH/P/SH	MK	Large group Small group	Written exam Viva voice Skill Assessment OSPE	Pre-clinical Conservative	- Dental Material
CD 8.3	Cavity preparation for Class I , II, V and III. Step wise procedure for cavity preparation and restoration.	K/S	K/KH/P/SH	MK	Large group Small group	Written exam Viva voice Skill Assessment OSPE	Pre-clinical Conservative	- Dental Material
CD 8.4	Failure of amalgam restoration.	K	K/KH/P/SH	MK	Large group Small group	Written exam Viva voice Skill Assessment OSPE	Pre-clinical Conservative	- Dental Material
Topic 9: Pulp Protection		No of Competencies: 5						
CD 9.1	Describe Liners, varnishes and bases.	K	K/KH	MK	Large group Small group	Written exam Viva voice	Pre-clinical Conservative	-

Dean and Director
The Oxford Dental College, Bommanahalli
Hosur Road, Bengaluru - 560 068

						Skill Assessment OSPE	e	
CD 9.2	Zinc phosphate	K/S	K/KH/P/SH	MK	Large group Small group	Written exam Viva voce Skill Assessment OSPE	Pre-clinical Conservative	-
CD 9.3	zinc polycarboxylate	K	K/KH	MK	Large group Small group	Written exam Viva voce Skill Assessment OSPE	Pre-clinical Conservative	-
CD 9.4	zinc oxide eugenol	K/S	K/KH	MK	Large group Small group	Written exam Viva voce Skill Assessment OSPE	Pre-clinical Conservative	-
CD 9.5	glass inomer cements.	K/S	K/KH/P/SH	MK	Large group Small group	Written exam Viva voce Skill Assessment OSPE	Pre-clinical Conservative	-
Topic 10: Anterior Restorations						No of Competencies : 6		
CD 10.1	Describe Selection of cases, ,	K	K/KH	MK	Large group	Written exam Viva voce	-	-
CD 10.2	selection of material	K	K/KH	MK	Large group	Written exam Viva voce	-	-
CD 10.3	step wise procedures for using restorations silicate (theory only)	K	K/KH	MK	Large group Small group	Written exam Viva voce Skill	Pre clinical Conservative	Dental Material

	glass ionomers, composites					Assessment for Glass Ionomer		
CD 10.4	sand witch restorations	K	K/KH	MK	Large group	Written exam Viva voce	-	-
CD 10.5	Bevels	K	K/KH	MK	Large group	Written exam Viva voce	-	-
CD 10.6	note on status of the dentine bonding agents	K	K/KH	MK	Large group	Written exam Viva voce	-	-
Topic 11: Direct Filling Gold Restorations					No of Competencies: 1			
CD 11.1 -10	Types of direct filling gold indications and limitations of cohesive gold. Annealing of gold foil cavity preparation and condensation of gold foils..	K	K	NK	Large group	Written exam Viva voce	-	-
Topic 12: Preventive Measures In Restorative Practice					No of Competencies: 2			
CD 12.1	Plaque Control, Pit and fissure sealants dietary measures restorative procedure and periodontal health	K	K	MK	Large group Small group	Written exam Viva voce		
CD 12.2	Contact and contour of teeth and restorations matrices tooth separation and wedges	K/S	K/SH/P	MK	Large group Small group	Written exam Viva voce Skill Assessment OSPE	Pre clinical Conservative	-

Dean and Director
The Oxford Dental College, Bommalahalli
Nosur Road, Bengaluru - 560 068


Topic 13: Temporisation or Interim Restoration.		No of Competencies: 1						
CD 13.1	Temporisation or Interim Restoration.	K	K	MK	Large group Small group teaching	Written exam Viva voce	-	-
Topic 14: Pin Amalgam Restoration		No of Competencies: 1						
CD 14.1	Describe the Indication Contra Indication : Advantages disadvantages of each types of pin methods of placement use of auto matrix. Failure of pin amalgam restoration.	K	KH	MK	Large group	Written exam Viva voce	-	-
Topic 15: Management Of Deep Carious Lesions		No of Competencies: 1						
CD 15.1	Explain Indirect And Direct Pulp Capping	K	KH	MK	Large group	Written exam Viva voce	-	-
Topic 16: Non Carious Destruction's Tooth Structures Diagnosis and Clinical Management		No of Competencies: 1						
CD 16.1	Describe Non Carious Destruction's Tooth Structures Diagnosis and Clinical Management	K	KH	MK	Large group	Written exam Viva voce	Oral Medicine & Radiology	-
Topic 17: Hyper Sensitive Dentine And Its Management.		No of Competencies: 1						
CD 17.1	Describe Hyper Sensitive Dentine And Its Management.	K	KH	MK	Large group PBL	Written exam Viva voce	-	-

Topic 18: Cast Restorations		No of Competencies: 1						
CD 18.1	Describe Cast Restorations Indications, contra indications, advantages and disadvantages and materials used for same Class II and Class I cavity preparation for inlays fabrication of wax pattern spurring inverting and casting procedures & casting defects	K	K	MK	Large group	Written exam Viva voce	- Pre clinical Conservative	-

Topic 19: Die Materials And Preparation Of Dies.		No of Competencies: 1						
CD 19.1	Die Materials And Preparation Of Dies.	K	K	NK	Large group teaching	Written Exam VIVA Voice	-	-

Topic 20: Gingival Tissue Management For Cast Restoration And Impression Procedures		No of Competencies: 5						
CD 20.1	Gingival Tissue Management For Cast Restoration And Impression Procedures	K	K	MK	Large group	Written exam Viva voice	-	-

Topic 21 : . Recent Cavity Modification Amalgam Restoration.		No of Competencies: 1						
CD 2.1	Recent Cavity Modification Amalgam Restoration.	K	K	MK	Large group	Written exam Viva voice	-	-


 Dean and Director
 The Oxford Dental College, Bommanahalli
 Hosur Road Bengaluru - 560 068

Topic22: Differences between Amalgam And Inlay Cavity preparation								
No of Competencies: 1								
22.1	Differences between Amalgam And Inlay Cavity preparation with note on all the types of Bewels used for Cast Restoration.	K	K/SH/P	MK	Large group Small group	Written exam Viva voice Skill Assessment	-	-
Topic 23: Control Of Pain During Operative Procedures. No of Competencies: 1								
CD 23.1	Control Of Pain During Operative Procedures.	K/S/A	KH/SH	MK	Large group Small group	Written Exam Viva Voice Skill Assessment	-	-
Topic 24 : Treatment Planning For Operative Dentistry No of Competencies: 5								
CD 24.1	Treatment Planning For Operative Dentistry Detailed Clinical Examination Radiographic Examination	K/S/A	KH/SH	MK	Large group Small group	Written Exam Viva Voice Skill Assessment	-	-
Topic 25 : Vitality Tests, Diagnosis And Treatment Planning And Preparation Of Case Sheet.No of Competencies: 4								
CD 25.1	Vitality Tests, Diagnosis And Treatment Planning And Preparation Of Case Sheet.	K/S	K/SH	MK	Large group Small group	Written exam Viva voice Skill Assessment	Oral Medicine & Radiology	-

Topic 26: Applied Dental Materials		No of Competencies: 4						
CD 26.1	1. Biological Considerations. Evaluation, clinical application and adverse effects of the following materials. Dental cements, Zinc oxide euginol cements zinc phosphate cements, polycarboxylates glass ionomer cements, silicate cement calcium hydroxides varnishes	K/S	K/SH	MK	Large group Small group	Written exam Viva voice Skill Assessment	- Pre clinical Conservative	-
CD 26.2	. 2. Dental amalgam, technical considerations mercury toxicity mercury hygiene	K/S	K/SH	MK	Large group Small group	Written exam Viva voice Skill Assessment	- Pre clinical conservative dentistry	-
CD 26.3	3. Composite, Dentine bonding agents, chemical and light curing composites	K	K	MK	Large group	Written exam Viva voice	- Pre clinical conservative dentistry	-
CD 26.4	. 4. Rubber base Imp. Materials	K	K	MK	Large group	Written exam Viva voice	-	-
CD 26.5	5. Nobel metal alloys & non noble metal alloys	K	K	MK	Large group	Written exam Viva voice	-	-
CD 26.6	6. Investment and die materials	K	K	MK	Large group	Written exam Viva voice	-	-
CD 26.7	7. Inlay casting waxes	K	K	MK	Large group	Written exam Viva voice	-	-
CD 26.8	8. Dental porcelain	K	K	MK	Large group	Written exam Viva voice	-	-
CD	9. Aesthetic Dentistry	K	K	MK	Large group	Written exam	-	-

Dean and Director
 The Oxford Dental College, Bommalahalli
 Hosur Road Bengaluru - 560 068

26.9						Viva voice		
Topic 27: Endodontics		No of Competencies: 1						
CD 27.1	Introduction definition scope and future of endodontics	K	K	MK	Large group	Written exam Viva voice	-	-
Topic 28: Clinical diagnostic methods		No of Competencies: 1						
CD 28.1	Clinical diagnostic methods	K	K	MK	Large group Small group	Written exam Viva voice PBL	- Demonstration on patients	-
Topic 29: Emergency endodontic procedures		No of Competencies : 1						
CD 29.1	Emergency endodontic procedures	K	K	MK	Large group	Written exam Viva voce	-	-
Topic 30: Pulpal diseases		No of Competencies: 1						
CD 30.1	Pulpal diseases causes, types and treatment .	K	K	MK	Large group Small group	Written exam Viva voice PBL	-	Oral Pathology
Topic 31: Periapical diseases		No of Competencies: 1						
CD 31.1	acute periapical abscess, acute periodontal abscess, parodontal abscess,	K	K	MK	Large group Small group	Written exam Viva voce	-	-

Dean and Director
The Oxford Dental College, Bommalur
Hosur Road, Bengaluru - 560 066

	chronic alveolar abscess granuloma cysts condensing osteitis, external resorption.								
Topic 32: Vital pulp therapy.		No of Competencies: 1							
CD 32.1	indirect and direct pulp cappingpulpotomy different types and medicaments used.	K	K	MK	Large group Small group teaching	Written examViva voce Skill Assessment	Pedodontia	-	
Topic 33: Apexogenesis and apexification or problems of open apex. No of Competencies: 1									
CD 33.1	Describe Apexogenesis and apexification or problems of open apex.	K	K	MK	Large group Small group	Written examViva voce	-	-	
Topic 34: Rationale of endodontic treatment		No of Competencies: 1							
CD 34.1	Rationale of endodontic treatmentcase selection indication and contraindications for root canal treatments.	K	K	MK	Large group	Written examViva voce	-	-	
Topic 35: Principles of root canal treatment mouth preparation root canal instruments No of Competencies: 1									
CD 16.1	<ul style="list-style-type: none"> Describe Principles of root canal treatment mouth preparation root canal 	K	K	MK	Large group	Written examViva voce	-	-	

	<p>instruments, hand instruments, power driven instruments,</p> <ul style="list-style-type: none"> • standardisation color coding principle of using endodontic instruments. • Sterilisation of root canal instruments and materials • rubber dam application. 								
Topic 36 Anatomy of the pulp cavity: . No of Competencies: 1									
CD 36.1	Anatomy of the pulp cavity: root canals apical foramen. Anomalies of pulp cavities access cavity preparation of anterior and premolar teeth.	K	K	MK	Large group	Written exam Viva voce	- Demonstration on patients	-	
Topic 37: Preparation of root canal space No of Competencies: 1									
CD 37.1	Describe Preparation of root canal space . Determination of working length, cleaning and shaping of root canals, irrigating solution chemical aids to instrumentation	K	K	MK	Large group	Written exam Viva voce	-	-	


 Dean and Director
 The Oxford Dental College, Bommanahalli
 Hosur Road, Bengaluru - 560 068

Topic 38: Disinfection of root canal space		No of Competencies: 1						
CD 38.1	Disinfection of root canal space intra canal medicaments, poly antibiotic paste ross mans paste, mummifying agents. Out line of root canal treatment, bacteriological examinations, culture methods	K	K	NK	Large group teaching	Written Exam Viva Voice	-	-
Topic 39: Problems during cleaning and shaping of root canal spaces		No of Competencies: 1						
CD 39.1	Problems during cleaning and shaping of root canal spaces. Perforation and its management. Broken instruments and its management, management of single and double curved root canals.	K	K	MK	Large group	Written examViva voice	-	-
Topic 40 : Methods of cleaning and shaping		No of Competencies: 1						
CD 40.1	Methods of cleaning and shaping like step back crown down and conventional methods.	K	K	MK	Large group	Written examViva voice	-	-
Topic 41: Obturation of the root canal system		No of Competencies: 1						
41.1	. Obturation of the root canal system. Requirements of an ideal root canal filling material obturation methods using	K	K	MK	Large group	Written examViva voice	-	-

	gutta percha healing after endodontic treatment. Failures in endodontics.							
Topic 42: Root canal sealers No of Competencies: 1								
CD 42.1	. Root canal sealers. Ideal properties classification. Manipulation of root canal sealers.	K	K	MK	Large group	Written exam Viva voice	-	-
Topic 43 : post endodontic restoration fabrication No of Competencies: 1								
CD 43.1	post endodontic restoration fabrication and components of post core preparation.	K	K	MK	Large group	Written exam Viva voice	Prosthodontics	-
Topic 44 : smear layer. No of Competencies: 1								
CD 25.1	smear layer and its importance in endodontics and conservative treatment..	K	K	MK	Large group	Written exam Viva voice	-	-
Topic 45: Discoloured Teeth And Its Management No of Competencies: 1								
CD 45.1	<ul style="list-style-type: none"> • Discoloured Teeth And Its Management. • Bleaching Agents, • Vital And Non Vital Bleaching 	K	K	MK	Large group	Written exam Viva voice	-	-


Dean and Director
 The Oxford Dental College, 50mmahalli
 Hosur Road - Bengaluru - 560 068

Methods.								
Topic 46: Traumatized teeth					No of Competencies: 1			
CD 46.1	traumatized teeth classification of fractured teeth. Management of fractured tooth and root. Luxated teeth and its management.	K	K	MK	Large group	Written exam Viva voce	-	-Oral Surgery
Topic 47: endodontic surgeries					No of Competencies: 1			
CD 47.1	<ul style="list-style-type: none"> • Endodontic Surgeries Indication • Contraindications, • Pre Operative Preparation. • Pre Medication • Surgical Instruments And Techniques Apicectomy, • Retrograde Filling, • Post Operative Sequale • Trephination • Hemisection, • Radiscetomy • Techniques Of Tooth Reimplantation (Both IntentionalAnd Accidental) • Endodontic Implants 	K	K	DK	Large group	Written exam Viva voce	Oral Surgery	-
Topic 48: root resorption No of Competencies : 1								
CD 48.1	root resorption	K	K	MK	Large group	Written exam Viva voce	-	-

Topic 49: emergency endodontic procedures. No of Competencies: 1								
CD 49.1	emergency endodontic procedures.	K	K	MK	Large group	Written exam Viva voice	-	-
Topic 50: lasers in conservative endodontics No of Competencies: 1								
CD 50.1	lasers in conservative endodontics (introduction only) practicemanagement	K	K	DK	Large group	Written exam	-	-
Topic 51: professional association dentist act No of Competencies: 1								
CD 51.1	professional association dentist act 1948and its amendment 1993	K	K	DK	Large group	Written exam	-	-
Topic 52: duties towards the govt No of Competencies: 1								
CD 52.1	duties towards the govt. Like payments ofprofessional tax, income tax.	K	K	DK	Large group	-	-	-
Topic 53: financial management of practice No of Competencies: 1								
CD 53.1	financial management of practice	K	K	DK	Large group	-	-	-


Dean and Director
The Oxford Dental College, Bommalahalli
Hoar Road, Bengaluru - 560 068

Topic 54: dental material and basic equipment management. No of Competencies: 1								
CD 54.1	. dental material and basic equipmentmanagement.	K	K	MK	Large group	Written examViva voce	-	-
Topic 55 Ethics No of Competencies: 1								
CD 55.1	Ethics	K	K	MK	Large group	Written exam Viva voce	-	-


 Dean and Director
 The Oxford Dental College, Bommalahalli
 Hosur Road Bengaluru - 560 068


Periodontology

Sl. No	Course outcomes	Domain K/S/A/ C	Level K/KH/ SH/P	Must know/ Nice to know/ Desirable to know	Teaching- Learning Methods	Assessment Methods	Vertical Integration	Horizontal Integration
1	Discuss & Define Periodontology, Periodontics, Periodontia, Brief historical background, Scope of Periodontics	K/A	K	MK	PBL Large group	Written Exam Viva voce		
2	Describe Development of periodontal tissues, micro-structural anatomy, and biology of periodontal tissues in detail Gingiva. Junctional epithelium in detail, Epithelial Mesenchymal interaction, Periodontal, ligament Cementum, Alveolar bone.	K/A	K H	MK	PBL Large group DOAP	Written Exam Viva voce	Ph.D.	Oral Pathology Oral Medicine & Radiology
3	Describe Defensive mechanisms in the oral cavity: Role of-Epithelium, Gingival fluid, Saliva, and other defensive mechanisms in the oral environment.	K/A	K	MK	PBL Large group Viva voce	Written Exam Viva voce	Ph.D.	



 Dean and Director
 The Oxford Dental College, Bommalahalli
 Hosur Road, Bengaluru - 560 068

4	Discuss age changes in teeth and periodontal structures and their association with periodontal diseases	K/S	KH	MK	PBL Large group	Written Exam Viva voce		
5	Discuss classification of periodontal disease. Need for classification, Scientific basis of classification. Classification of gingival and periodontal diseases as described in World Workshop 1989	K/S	K	MK	PBL Large group	Written Exam Viva voce		
6	Enumerate Gingival diseases. Identify Localized and generalized gingivitis, Papillary, marginal and diffuse gingivitis Discuss Ethology, pathogenesis, clinical signs, symptoms and management of I) Plaque associated gingivitis II) Systemically aggravated gingivitis (sex hormones, drugs and systemic diseases) III) ANUG IV) Desquamative Gingivitis- Gingivitis associated with lichen planus, pemphigoid, pemphigus, and other vesiculobullous lesions V) Allergic gingivitis	K/S/A	K KH SH P	MK	PBL Large group	Written Exam Viva voce Skill Assessment		Oral Pathology Oral Medicine & Radiology Public Health Dentistry Oral Surgery

	VI) Infective Gingivitis-Herpetic, bacterial and candida VII) Pericoronitis VIII) Gingival enlargement (classification and differential diagnosis)							
7	Describe Epidemiology of periodontal diseases. Definition of index, incidence, prevalence, epidemiology, endemic, epidemic, and pandemic - Classification of indices (Irreversible and reversible) - Deficiencies of earlier indices used in Periodontics - Detailed understanding of Sinless & Leo Plaque Index , Leo & Sinless Gingival Index, CPITN & CPI. - Prevalence of periodontal diseases in India and other countries. - Public health significance (All these topics are covered at length under community dentistry. Hence, the topics may be discussed briefly. However, questions may be asked from the topics for examination	K/S	K KH SH P	MK	PBL Large group	Written Exam Viva voce Skill Assessment	Ph.D.	Public Health Dentistry


 Dean and Director
 The Oxford Dental College, Bommalahalli
 Hosur Road, Bengaluru - 560 068

8	Discuss Extension of inflammation from gingival. Mechanism of spread of inflammation from gingival area to deeper periodontal structures Factors that modify the spread	K/S	KH	MK	PBL Large group Small Group	Written Exam Skill Assessment	Ph.D.	Microbiology General Pathology Oral Pathology Oral Medicine & Radiology
9	Classify Pocket. Discuss Definition, signs and symptoms, classification, pathogenesis, histopathology, root surface changes and contents of the pocket	K/S/A	KH	MK	PBL Large group Small Group	Written Exam Viva voce Skill Assessment		
10	Discuss Ethology. Dental Plaque (Biofilm) - Definition, New concept of biofilm - Types, composition, bacterial colonization, growth, maturation & disclosing agents - Role of dental plaque in periodontal diseases - Plaque microorganisms in detail and bacteria associated with periodontal diseases - Plaque retentive factors - Materia alba - Food debris	K/S	KH SH P	MK	PBL Large group Small Group	Written Exam Viva voce Skill Assessment	Ph.D.	Microbiology Pathology Oral Medicine & Radiology Orthodontics


 Dean and Director
 The Oxford Dental College, Bommalahalli
 Hosur Road - Bengaluru - 560 068

	<ul style="list-style-type: none"> - Calculus - Definition - Types, composition, attachment, theories of formation - Role of calculus in disease <p>Food Impaction</p> <ul style="list-style-type: none"> - Definition - Types, Ethology - Hirschfeld's' classification - Signs, symptoms & sequelae of treatment <p>Trauma from occlusion</p> <ul style="list-style-type: none"> - Definition, Types - Histopathological changes - Role in periodontal disease - Measures of management in brief <p>Habits</p> <ul style="list-style-type: none"> - Their periodontal significance - Bruxism & parafunctional habits, tongue thrusting, lip biting, occupational habits <p>IATROGENIC FACTORS</p>							
11	Discuss Risk Factors for periodontal diseases	K/S/A	K	MK	PBL	Written Exam Viva voce		Public Health Dentistry Medical
12	Describe Host response. Mechanism of initiation and progression of periodontal diseases	K/S	K	MK	PBL Large group	Written Exam Viva voce		Microbiology Oral Medicine & Radiology Oral Pathology


 Dean and Director
 The Oxford Dental College, Bommahalli
 Hosur Road, Bengaluru - 560 068


	<ul style="list-style-type: none"> - Basic concepts about cells, Mast cells, neutrophils, macrophages, lymphocytes, immunoglobulins, complement system, immune mechanisms & cytokines in brief - Stages in gingivitis-Initial, early, established & advanced - Periodontal disease activity, continuous paradigm, random burst & asynchronous multiple burst hypothesis 							
13	<p>Discuss Periodontitis. Ethology, histopathology, clinical signs & symptoms, diagnosis and treatment of adult periodontitis</p> <ul style="list-style-type: none"> - Periodontal abscess; definition, classification, pathogenesis, differential diagnosis and treatment - Furcation involvement, Glickman's' classification, prognosis and management - Rapidly progressive periodontitis - Juvenile periodontitis: Localized and generalized - Post-juvenile periodontitis - Periodontitis associated with systemic diseases 	K/S/A C	KH P	MK	PBL Large group Small group	Written Exam Viva voce Skill Assessment	Ph.D.	


 Dean and Director
 The Oxford Dental College, Bommanahalli
 Hosur Road - Bengaluru - 560 068

	- Refractory periodontitis							
14	Record Diagnosis. Perform under supervision routine procedures, methods of probing, types of probes, (According to case history) Record Halitosis Discuss Ethology and treatment. Mention advanced diagnostic aids and their role in brief.	P	P	MK	DOAP	Written exam OSCE Skill Assessment		Public Health Dentistry
15	Record Prognosis. Types, purpose, and factors to be taken into consideration	P	P	MK	DOAP	Written Exam Viva voce		
16	Record Treatment plan	P	P	MK	DOAP	Skill Assessment		
17	Discuss Periodontal therapy & General principles of periodontal therapy. Phase I, II, III, IV therapy. Define periodontal regeneration, repair, new attachment and reattachment. Discuss Plaque control i. Mechanical toothbrushes, interdental cleaning aids, dentifrices	K/S	KH	MK	PBL Large group Small Group	Written Exam OSCE Viva voce Skill Assessment	Ph.D.	Pharmacology Public Health Dentistry

Dean and Director
The Oxford Dental College, Bommanahalli
Hosur Road Bengaluru - 560 068


	ii. Chemical; classification and mechanism of action of each & pocket irrigation							
18	<p>Perform under supervision Pocket eradication Procedures: - Scaling and root planning Discuss Indications - Aims & objectives - Healing following root planning - Hand instruments, sonic, ultrasonic & piezo-electric scalers Curettage & present concepts - Definition - Indications - Aims & objectives Procedures & healing response Flap surgery - Definition - Types of flaps, Design of flaps, papilla preservation contraindications - Armamentarium - Surgical procedure & healing response</p>	<p>P S/A/C K/S/S/A</p>	<p>P SH KH KH</p>	<p>MK</p>	<p>DOAP Large Group Small Group DOAP</p>	<p>Written Exam OSCE Viva voce Skill Assessment Written Exam OSCE Viva voce Skill Assessment</p>		
19	<p>Describe Osseous Surgery - Definition - Classification - Surgery: respective, additive osseous surgery</p>	<p>K/S P S A C</p>	<p>K KH SH</p>	<p>MK</p>	<p>PBL Large group Small Group</p>	<p>Written Exam OSCE Viva voce</p>	<p>Ph.D.</p>	<p>Prosthodontics Oral Surgery</p>


 Dean and Director
 The Oxford Dental College, Bommahalli
 Hosur Road, Bengaluru - 560 068


	(Osseous grafts with classification of grafts) - Healing responses - Other regenerative procedures. root conditioning - Guided tissue regeneration				DOAP	Skill Assessment		
20	Discuss Mucogingival surgery & periodontal plastic Surgeries. Mucogingival problems: ethology, classification of gingival recession (P.D.Miller Jr. and Sullivan and Atkins) Indications & objectives Gingival extension procedures: lateral pedicle graft, frenectomy, frenotomy Crown lengthening procedures	K/S S A c	K KH SH	MK	PBL Large group Small Group DOAP	Written Exam OSCE Viva voce Skill Assessment		Conservative Dentistry
21	Discuss Splints. Periodontal splints - Purpose & classification - Principles of splinting	K/S/A	KH S P	MK	PBL Large group Small Group	Written Exam Viva voce OSCE		Prosthodontics Orthodontics
22	Discuss Hypersensitivity Causes, Theories & management	K/S/A	KH S P	MK	Role Play SG DOAP	Written Exam Viva voce OSCE		Endodontics & Conservative Dentistry


 Dean and Director
 The Oxford Dental College, Bommanahalli
 Hosur Road, Bengaluru - 560 068

23	Discuss Implants Definition, types, scope & biomaterials used. Periodontal considerations: such as implant-bone interface, implant- gingiva interface, implant failure, peri-implantitis & management	K/S	K	NK	PBL Large group Small Group DOAP	Written Exam Viva voce OSCE Skill Assessment		
24	Discuss Maintenance phase Importance - Procedures - Maintenance of implants	K/S A C	KH P	MK	PBL Large group Small Group DOAP	Written Exam Viva voce Skill Assessment		Oral Surgery Prosthodontics
25	Describe Pharmaco-therapy Periodontal dressings - Antibiotics & anti-inflammatory drugs - Local drug delivery systems	K/S/A	KH P	MK	PBL Large group Small Group	Written Exam Viva voce OSCE		Pharmacology
26	management of medically compromised patients Topics concerning periodontal management of medically compromised patients	K/S A/C	K KH SH P	MK	PBL Large group Small Group	Written Exam Viva voce		
27.	Discuss Inter-disciplinary care Pulp-periodontal involvement - Routes of spread of infection - Simons' classification - Management	K/S	SH P	NK	PBL Large group Small Group DOAP	Written Exam Viva voce OSCE Skill Assessment		Endodontics & Conservative Dentistry



 Dean and Director
 The Oxford Dental College, Bommalahalli
 Hosur Road, Bengaluru - 560 068

28.	Describe Systemic effects of periodontal diseases in brief Cardiovascular diseases, Low birth weight babies etc.	K/S/A/C	KH	DK	PBL Large group Small Group	Written Exam Viva voce		
29.	Discuss Infection control protocol Sterilization and various aseptic procedures	K/S/A	KH	MK	PBL Large group Small Group	Written Exam Viva voce OSCE		Microbiology
30.	Discuss Ethics	K/S	K	MK	PBL	Viva voce		Public Health Dentistry



 Dean and Director
 The Oxford Dental College, Bommalahalli
 Hosur Road Bengaluru - 560 068

Prosthodontics

Sl. No	Competency The Student Should Be Able To	Domain K/S/A/C	Level K/KH/SH/P	Must know/ Nice to know/ Desirable to know	Teaching-Learning Methods	Assessment Methods	Vertical Integration	Horizontal Integration
Complete Denture								
Topic 1: Applied Anatomy and Physiology						No of Competencies: 3		
1.	Describe Applied Anatomy and Physiology related to stomato-gnathicsystem	K	K/S	MK	DOAP	Vivavoce OSCE, Written examination Vivavoce	Pre-clinical And Clinical Prosthodontics	-
2.	Explain Biomechanics of the edentulousstate	K	K/S	MK	DOAP	Vivavoce OSCE, Written examination Vivavoce	Pre-clinical And Clinical Prosthodontics	-
3.	Describe Pathophysiology and clinical significance of Residual ridge resorption.	K/S	SH	MK	DOAP	Vivavoce OSCE, Written examination Vivavoce	Pre-clinical And Clinical Prosthodontics	-
Topic 2: communicating with Patient						No of Competencies: 2		
1.	Understand the patient's mental attitudeand expectations	K/C	P	MK	DOAP	DOAP OSCE	Pre-clinical And Clinical prosthodontics	-


 Dean and Director
 The Oxford Dental College, Bommalahalli
 Hosur Road, Bengaluru - 560 068

2.	Instruct the patient and/or relatives	A/C	P	MK	DOAP	DOAP OSCE	-	-	
Topic3: Diagnosis and Treatment Planning							No of Competencies: 5		
1.	Record Case history, gather relevant information related to systemic status, nutritional status, etc.	K/S	P	MK	DOAP	DOAP OSCE	Pre-clinical And Clinical Prosthodontics		
2.	Perform Clinical examination -Intra-oral and extra-oral	K/S	P	MK	DOAP	DOAP OSCE	Pre-clinical And Clinical Prosthodontics		
3.	Perform Diagnostic procedures: Investigations, referral to physician if required, diagnostic mounting, etc.	K/S	P	MK	DOAP	DOPS Skill Assessment	Pre-clinical And Clinical Prosthodontics		
4.	Demonstrate Data interpretation and differential diagnosis	K/S	P	MK	DOAP	OSCE Written examination Viva voce	Pre-clinical And Clinical Prosthodontics	-	
	Select and justify most suitable treatment option taking in account patient's expectations and condition	K/S/A	P	MK	PBL	OSCE, Written examination Viva voce	Pre-clinical And Clinical Prosthodontics	-	
Topic 4 : Optimizing denture foundation and ridge relation							No of Competencies: 1		
1.	Describe Pre-prosthetic mouth preparations	K	KH	NK	DOPS	OSCE, Written examination Viva voce	Pre-clinical And Clinical Prosthodontics		
Topic 5 : Optimizing denture foundation and ridge relation							No of Competencies: 2		


 Dean and Director
 The Oxford Dental College, Bangalore
 Hosur Road, Bengaluru - 7

1.	Explain Different types of articulators and their uses	K/P	K/P	MK	DOAP	Vivavoce OSCE, Written examination Vivavoce	Pre-clinical Prosthodontics and clinical prosthodontics	-
2.	Explain factors affecting Selection of articulator for a specific case	K/P	K/P	MK	DOAP	Vivavoce OSCE, Written examination Vivavoce	Pre-clinical And Clinical Prosthodontics	-
Topic 6 : Optimizing denture foundation and ridge relation							No of Competencies: 3	
1.	Explain various factors responsible for retention in CD	K	K	MK	DOAP	Vivavoce OSCE, Written examination Vivavoce	Pre-clinical And Clinical Prosthodontics	-
2.	Explain various factors responsible for support in CD	K	K	MK	DOAP	Vivavoce OSCE, Written examination Vivavoce	Pre-clinical And Clinical Prosthodontics	-
3.	Explain various factors responsible for stability in CD	K	K	MK	DOAP	Vivavoce OSCE, Written examination Vivavoce	Pre-clinical And Clinical Prosthodontics	-
Topic 7: Impressions in CD							No of Competencies: 6	
1.	Biologic considerations for maxillary and mandibular impression including applied anatomy of muscles	K	KH	MK	DOAP	Vivavoce OSCE, Written examination	Pre-clinical And Clinical Prosthodontics	-


 Dean and Director
 The Oxford Dental College, Bommalahalli
 Hosur Road, Bengaluru - 560 068


	of facial expressions and mastication, anatomical landmarks and their interpretation.					Vivavoce			
2.	Explain Objectives of impression making	K	K/KH	MK	DOAP	Vivavoce OSCE, Written examination Vivavoce	Pre-clinical And Clinical Prosthodontics	-	
3.	Describe Materials for impression making	K	K/KH	MK	DOAP	Vivavoce OSCE, Written examination Vivavoce	Dental Materials Clinical Prosthodontics	-	
4.	Describe Impression theories and techniques	K	K/KH	MK	DOAP classroom	Vivavoce OSCE, Written examination Vivavoce	Pre-clinical And Clinical Prosthodontics	-	
5.	Perform Procedure for impression making for maxillary and mandibular arch - PI & FI	K/P	K/P	MK	DOAP	Vivavoce OSCE, Written examination Vivavoce	Pre-clinical And Clinical Prosthodontics	-	
6.	Perform Laboratory procedures involved with impression making (Beading & Boxing and cast preparation).	K/P	K/P	MK	DOAP	Vivavoce OSCE, Written examination Vivavoce	Pre-clinical prosthodontics	-	
Topic B: Jaw Relations							No of Competencies: 6-		
1.	Record bases and occlusion	K/P	K/P	MK	DOAP	Viva voce	Pre-clinical	-	


 Dean and Director
 The Oxford Dental College, Bommalahalli
 Hosur Road, Bengaluru - 560 068


	<p>rims</p> <p>a) Explain materials & techniques.</p> <p>b) Explain useful guidelines and ideal parameters.</p>						prosthodontics	
2.	Fabricate record bases and occlusal rims.	K/P	K/P	MK	DOAP	Viva voce OSCE, Written examination Vivavoce	Pre-clinical prosthodontics and Clinical prosthodontics	-
3.	<p>Describe Biological consideration in jaw relation & jaw movements – craniomandibular relations.</p> <p>a) Mandibular movements.</p> <p>b) Maxilla -mandibular relation including vertical and horizontal jaw relations.</p> <p>c) Concept of occlusion</p>	K/P	K/P	MK	DOAP	Viva voce OSCE, Written examination Vivavoce	Pre-clinical And Clinical Prosthodontics	-
4.	<p>Explain how to relate the patient to the articulator.</p> <p>a) Face bow types & uses</p> <p>b) Face bow transfer procedure</p>	K/P	K/P	MK	DOAP	Viva voce OSCE, Written examination Vivavoce	Pre-clinical And Clinical Prosthodontics	-
5.	<p>Perform recording maxilla mandibular relation.</p> <p>a) Vertical relations.</p> <p>b) Centric relation records.</p>	K/P	K/P	MK	DOAP	Viva voce OSCE, Written examination Vivavoce	Pre-clinical prosthodontics	-
6.	Describe recording maxilla	K/P	K/P	MK	DOAP	Viva voce	Pre-clinical	-


 Dean and Director
 The Oxford Dental College, Bommalahalli
 Hosur Road, Bengaluru - 560 068


	mandibularrelation. a) Eccentric relation records. b) Lateral relation records.					OSCE, Written examination Vivavoce	And Clinical Prosthodontics	
Topic 9: Teeth arrangement and occlusion							No of Competencies: 3	
1.	Describe Tooth selection and arrangement. a) Anterior teeth. b) Posterior teeth. c) Esthetic and functional harmony	K/P	K/P	MK	DOAP	Viva voce OSCE, Written examination Vivavoce	Pre-clinical And Clinical Prosthodontics	-
2.	Perform teeth selection and arrangement for completely edentulous patient	K/P	K/P	MK	DOAP	Viva voce OSCE, Written examination Vivavoce	Pre-clinical And Clinical Prosthodontics	
3.	Explain Relating inclination of teeth to concept of occlusion a) Metrocentric concept. Balanced occlusal concept.	K/P	K/P	MK	DOAP	Viva voce OSCE, Written examination Vivavoce	Pre-clinical And Clinical Prosthodontics	-
Topic 10: Trial dentures							No of Competencies: 2	
1.	Describe procedural steps and importance of trial denture insertion	K/P	K/P	MK	DOAP	Viva voce OSCE, Written examination Vivavoce	Pre-clinical And Clinical Prosthodontics	-
2.	Perform trial insertion of completed denture	K/P	K/P	MK	DOAP	Viva voce OSCE, Written	Pre-clinical And Clinical	-


 Dean and Director
 The Oxford Dental College, Bommalahalli
 Hosur Road, Bengaluru - 560 068

						examination Vivavoce	Prosthodontics	
Topic 11: Laboratory procedures						No of Competencies: 10		
	Perform following procedures: a) Wax contouring. b) Investing of dentures. c) Preparing of mold. d) Preparing & packing acrylicresin. e) Processing of dentures. f) Recovery of dentures. g) Lab remount procedures. h) Recovering the complete denture from the cast. i) Finishing and polishing thecomplete denture. Plaster cast for clinical denturere mount procedure.	K/P	K/P	MK	DOAP	Viva voce OSCE, Written examination Vivavoce	Pre-clinical And Clinical Prosthodontics	
Topic 12: Denture insertion.						No of Competencies: 4		
1.	Perform following procedures a) Insertion procedures. b) Clinical errors. c) Correcting occlusal disharmony. d) Selective grinding procedures.	K/P	K/P	MK	DOAP	Viva voce OSCE, Written examination Vivavoce	Pre-clinical And Clinical Prosthodontics	-
Topic 13: Treating problems with associated denture use.						No of Competencies: 1		
1.	Perform denture follow up visits andtroubleshooting	K/P	K/P	MK	DOAP	Viva voce OSCE, Written	Pre-clinical And Clinical	-


 Dean and Director
 The Oxford Dental College, Bommalahalli
 Hosur Road, Bengaluru - 560 068

						examination Vivavoce	Prosthodontics	
Topic 14: Treating abused tissues .						No of Competencies: 1		
1.	Describe the treatment of abused denture foundation tissues	K/P	K/P	MK	DOAP	Viva voce OSCE, Written examination Vivavoce	Pre-clinical And Clinical Prosthodontics	-
Topic 15: Relining and rebasing of dentures.						No of Competencies: 1		
1.	Explain materials, techniques, indications and contraindications of denture relining and rebasing	K/P	K/P	MK	DOAP	Viva voce OSCE, Written examination Vivavoce	Pre-clinical And Clinical Prosthodontics	-
Topic 16: Immediate complete dentures construction procedure.						No of Competencies: 1		
1.	Describe indications, contraindications, types, advantages, disadvantages, and techniques of fabrication of immediate dentures	K/P	K/P	MK	DOAP	Viva voce OSCE, Written examination Vivavoce	Pre-clinical And Clinical Prosthodontics	-
Topic 17: The single complete denture.						No of Competencies: 1		
1.	Describe indications, contraindications, advantages, disadvantages, and techniques of fabrication of immediate dentures	K/P	K/P	MK	DOAP	Viva voce OSCE, Written examination Vivavoce	Pre-clinical And Clinical Prosthodontics	-


 Dean and Director
 The Oxford Dental College, Bommalahalli
 Bangalore - 560 088

Topic 18: Overdentures denture						No of Competencies: 1		
1.	Describe indications, contraindications, advantages, disadvantages, and techniques of fabrication of overdentures	K/P	K/P	MK	DOAP	Viva voce OSCE, Written examination Vivavoce	Pre-clinical And Clinical Prosthodontics	-



Dean and Director
The Oxford Dental College, Bommanahalli
Hosur Road, Bengaluru - 560 068


Sl. No	Competency The Student Should Be Able To	Domain K/S/A/C	Level K/KH/ SH/P	Must know/ Nice to know/ Desirable to know	Teaching- Learning Methods	Assessment Methods	Vertical Integration	Horizontal Integration
Dental Materials								
Topic 1: Structure of Matter and Principles Of adhesion. No of Competencies: 1								
1.	Describe crystalline and non-crystalline structure, Various Interatomic bonds, and adhesion	K	K	MK	Large group (Lecture)	Written exam	Dental material	
Topic 2: Important Physical Properties Applicable To Dental materials								
No of Competencies: 1								
1.	Define the following properties and describe its importance with relation to Dental Materials (Biological, Mechanical, Chemical, Thermal, Rheological, Color)	K	K/KH	MK	Large group (Lecture)	Written exam	Dental material	
Topic 3: Biological Considerations in Use Of Dental materials								
No Of Competencies: 2								
1.	Define Biocompatibility and discuss various hazards resulting from Dental materials	K	K/KH	MK	Large group (Lecture)	Written exam Viva voce	Dental material	


 Dean and Director
 The Oxford Dental College, Bommalahalli
 Hosur Road, Bengaluru - 560 068

2.	Describe toxicity and its levels of evaluation related to Dental Materials	K	K	MK	Large group (Lecture)	Written exam Viva voce	Dental material	
Topic 4: Gypsum & Gypsum products.					No Of Competencies: 06			
1.	Define Gypsum and classify its different products	K	K	MK	Large group (Lecture)	Written exam Viva voce	Dental material	
2.	Describe its manufacturing	K	K	MK	Large group (Lecture)	Written exam Viva voce	Dental material	
3.	Describe in detail the various theories of Setting and factors affecting setting of Gypsum Products	K	K	MK	Large group (Lecture)	Written exam Viva voce	Dental material	
4.	Discuss various Properties of Dental Plaster and Dental Stone	K	K	MK	Large group (Lecture)	Written exam Viva voce	Dental material	
5.	Discuss the disinfectants and the methods of disinfecting gypsum products	K	K/KH	MK	Large group (Lecture)	Written exam Viva voce	Dental material	
6.	Perform under assistance the manipulation of dental plaster and dental stone	K/P	K/KH	MK	Large group (Lecture)	Written exam Viva voce	Dental material	
7.	Enlist the advantages, disadvantages, uses and differences between Dental Plaster and Dental stone	K/P	K/KH	MK	Large group (Lecture)	Written exam Viva voce	Dental material	
Topic 5 : Impression Materials Used In dentistry					No of Competencies: 08			
1.	Define impression and discuss the purpose of making it	K/P	K/KH	MK	Large group (Lecture)	Written exam Viva voce	Dental material	
2.	Classify Impression Materials and discuss	K/P	K/KH	MK	Large group	Written exam Viva voce	Dental	


Dean and Director
 The Oxford Dental College, Bommalahalli
 Hosur Road, Bengaluru - 560 068

	in details the ideal requirements of it				(Lecture)		material	
3.	Discuss in detail the composition and role of ingredients of all Elastic and Inelastic Impression materials used in dentistry	K/P	K/KH	MK	Large group (Lecture)	Written exam Viva voce	Dental material	
4.	Discuss the chemistry of setting and factors affecting setting of all Elastic and Inelastic Impression materials used in dentistry	K/P	K/KH	MK	Large group (Lecture)	Written exam Viva voce	Dental material	
5.	Discuss the Working time, setting time, flow, accuracy, strength, flexibility, tear strength, dimensional stability, compatibility with cast & die materials incl., electroplating biological properties: tissue reaction, Shelf life & storage of material, Infection control – disinfection of all impression materials used in dentistry	K/P	K/KH	MK	Large group (Lecture)	Written exam Viva voce	Dental material	
6.	Discuss the manipulation with special emphasis on type of impression trays required, Adhesion to tray, instruments & equipment's required.	K/P	K/KH	MK	Large group (Lecture)	Written exam Viva voce	Dental material	


 Dean and Director
 The Oxford Dental College, Bommalahalli
 Hosur Road Bengaluru - 560 068

7.	Discuss the recent advances in Impression materials	K/P	K/KH	MK	Large group (Lecture)	Written exam Viva voce	Dental material	
8.	Discuss the advantages, disadvantages, uses of all the impression materials used in dentistry	K/P	K/KH	MK	Large group (Lecture)	Written exam Viva voce	Dental material	
9.	Perform under supervision the manipulation of Zinc Oxide Eugenol impression pastes and Alginate Impression material	K/P	K/KH	MK	Large group (Lecture)	Written exam Viva voce	Dental material	
Topic 6 : Synthetic Resins Used in Dentistry					No of Competencies: 12			
1.	Define denture base and classify denture base materials	K/P	K/KH	MK	Large group (Lecture)	Written exam Viva voce	Dental material	-
2.	Discuss the ideal requirements of Denture base materials	K/P	K/KH	MK	Large group (Lecture)	Written exam Viva voce	Dental material	-
3.	Classify denture base resins and discuss the ideal requirements of it	K/P	K/KH	MK	Large group (Lecture)	Written exam Viva voce	Dental material	-
4.	Define Polymerization. Discuss in detail the types of polymerizations, Addition and Condensation Polymerization, inhibition of polymerization	K/P	K/KH	MK	Large group (Lecture)	Written exam Viva voce	Dental material	
5.	Discuss Crosslinking and copolymerization	K/P	K/KH	MK	Large group (Lecture)	Written exam Viva voce	Dental material	
6.	Discuss the biological properties &	K/P	K/KH	MK	Large group	Written exam Viva voce	Dental	

	allergic reactions, Physical properties, Porosities, Polymerization shrinkage, Crazeing, Solubility, Thermal properties, aesthetic properties of denture base resins				(Lecture)		material	
7.	Discuss the modes of polymerization: Heat activated, chemically activated, Light activated, Mode of supply, application, composition, polymerization reaction of each.	K/P	K/KH	MK	Large group (Lecture)	Written exam Viva voce	Dental material	
8.	Discuss the technical considerations: Methods of manipulation for each type of resin.	K/P	K/KH	MK	Large group (Lecture)	Written exam Viva voce	Dental material	
9.	Discuss the miscellaneous resins & techniques: Repair resins, Relining and rebasing	K/P	K/KH	MK	Large group (Lecture)	Written exam Viva voce	Dental material	
10.	Define and discuss the short term and long-term soft-liners, temporary crown and bridge resins, Resin impression trays, Tray materials and Resin teeth, denture cleansers.	K/P	K/KH	MK	Large group (Lecture)	Written exam Viva voce	Dental material	
11.	Discuss in detail the infection control of denture base resins	K/P	K/KH	MK	Large group (Lecture)	Written exam Viva voce	Dental material	

Dean and Director
The Oxford Dental College, Bommasahalli
Mysur Road, Bengaluru- 560 067


12.	Classify and discuss the Maxillofacial Prostheses materials	K/P	K/KH	MK	Large group (Lecture)	Written exam Viva voce	Dental material	
Topic 11: Dental Casting Alloys					No of Competencies: 05			
1.	Define and classify dental casting alloys. Discuss in detail its ideal requirements	K/P	K/KH	MK	Large group (Lecture)	Written exam Viva voce	Dental material	
2.	Discuss the Composition, role of constituents and application of each alloy both noble and base metal including Titanium alloys	K/P	K/KH	MK	Large group (Lecture)	Written exam Viva voce	Dental material	
3.	Discuss in detail the properties of alloys: Melting range, mechanical properties, hardness, elongation, modulus of elasticity, tarnish, and corrosion.	K/P	K/KH	MK	Large group (Lecture)	Written exam Viva voce	Dental material	
4.	Discuss in detail the casting procedure and casting defects	K/P	K/KH	MK	Large group (Lecture)	Written exam Viva voce	Dental material	
5.	Discuss in detail the hardening and softening heat treatments	K/P	K/KH	MK	Large group (Lecture)	Written exam Viva voce	Dental material	
Topic 12: Dental Waxes					No of Competencies: 4			
1.	Classify dental waxes	K/P	K/KH	MK	Large group (Lecture)	Written exam Viva voce	Dental material	
2.	Discuss ideal requirements, composition, role of ingredients of Inlay	K/P	K/KH	MK	Large group (Lecture)	Written exam Viva voce	Dental material	


 Dean and Director
 The Oxford Dental College, Bomminahalli
 Hoysr Road, Bengaluru - 560 021

	casting wax							
3.	Discuss the Properties: melting range, thermal expansion, mechanical properties, flow & residual stresses, ductility of Inlay casting wax	K/P	K/KH	MK	Large group (Lecture)	Written exam Viva voce	Dental material	
4.	Discuss the composition, role of ingredients and uses of Modelling wax, sticky wax, Beading & Boxing wax, Spacer wax, Bite registration wax, impression wax	K/P	K/KH	MK	Large group (Lecture)	Written exam Viva voce	Dental material	
Topic 13: Dental Casting Investments					No of Competencies: 03			
1.	Define Investment. Classify and Discuss the ideal requirements of Dental casting investment materials	K/P	K/KH	MK	Large group (Lecture)	Written exam Viva voce	Dental material	-
2.	Discuss in detail the composition, role of ingredients Ans setting reaction of Gypsum bonded, Phosphate bonded and silica bonded investment materials	K/P	K/KH	MK	Large group (Lecture)	Written exam Viva voce	Dental material	
3.	Discuss in detail the properties with special emphasis on Normal, thermal and hygroscopic setting expansion	K/P	K/KH	MK	Large group (Lecture)	Written exam Viva voce	Dental material	


 Dean and Director
 The Oxford Dental College, Bommalahalli
 Hosur Road, Bengaluru - 560 068.


Topic 14: Dental Ceramics					No of Competencies: 1			
1.	Define and classify Dental Ceramics	K/P	K/KH	MK	Large group (Lecture)	Written exam Viva voce	Dental material	-
2.	Discuss in detail the composition, role of ingredients of Dental ceramics	K/P	K/KH	MK	Large group (Lecture)	Written exam Viva voce	Dental material	
3.	Discuss in details methods of strengthening dental ceramics	K/P	K/KH	MK	Large group (Lecture)	Written exam Viva voce	Dental material	
4.	Discuss in detail the fabrication of Ceramic with special emphasis on coping, condensation, firing and furnaces, glazing and finishing	K/P	K/KH	MK	Large group (Lecture)	Written exam Viva voce	Dental material	
5.	Discuss the properties of dental ceramics-Strength and factors affecting, modulus of elasticity, surface hardness, wear resistance, thermal properties, specific gravity, chemical stability, esthetic properties, biocompatibility	K/P	K/KH	MK	Large group (Lecture)	Written exam Viva voce	Dental material	
6.	Discuss the Recent advances- all porcelain restorations, Manganese core, injection molded, castable ceramics, glass infiltrated alumina core	K/P	K/KH	MK	Large group (Lecture)	Written exam Viva voce	Dental material	


 Dean and Director
 The Oxford Dental College, Bommalahalli
 Hoisur Road, Bengaluru - 560 069

5	ceramic (In cream), ceramic veneers, inlays and onlays, and CAD - CAM ceramic.							
Topic 17: Abrasion & Polishing Agents					No of Competencies: 5			
1.	Define the term abrasion and polishing. Explain the need of abrasion and polishing.	K/P	K/KH	MK	Large group (Lecture)	Written exam Viva voce	Dental material	
2.	Discuss the different Types of abrasives, polishing agents and binders used for it with special emphasis on grading of abrasives.	K/P	K/KH	MK	Large group (Lecture)	Written exam Viva voce	Dental material	
3.	Explain the factors affecting the rate of abrasion. Write down the ideal requirements of abrasive agents.	K/P	K/KH	MK	Large group (Lecture)	Written exam Viva voce	Dental material	
4.	Write down the different materials and procedure used for abrasion and polishing agents.	K/P	K/KH	MK	Large group (Lecture)	Written exam Viva voce	Dental material	
5.	What is Electrolytic polishing and burnishing.	K/P	K/KH	MK	Large group (Lecture)	Written exam Viva voce	Dental material	
Topic 18: Dental Implants					No of Competencies: 02			
1.	What is dental implant? Explain the evolution of dental implant.	K/P	K/KH	MK	Large group (Lecture)	Written exam Viva voce	Dental material	
2.	Write down the different types of dentals implants. Discuss the different	K/P	K/KH	MK	Large group (Lecture)	Written exam Viva voce	Dental material	

Dean and Director
The Oxford Dental College, Bommalahalli
Hosur Road - Bengaluru - 560 068

	materials used for dental implants.							
Topic 19: Mechanics of Cutting					No of Competencies:1			
1.	What is dental bur and points. Explain the mechanism of tooth cutting.	K/P	K/KH	MK	Large group (Lecture)	Written exam Viva voce	Dental material	
Topic 20: Die and Die Materials					No of Competencies:02			
1.	Define die and classify die materials and discuss the ideal requirements of die materials	K/P	K/KH	MK	Large group (Lecture)	Written exam Viva voce	Dental material	
2.	Discuss the electroforming of Die	K/P	K/KH	MK	Large group (Lecture)	Written exam Viva voce	Dental material	




Dean and Director
The Oxford Dental College, Bommanahalli
Hosur Road, Bengaluru - 560 068

Course Outcomes

Sl. No	Competency The Student Should Be Able To	Domain K/S/ A/C	Level K/KH/ SH/P	Must know/ Nice to know/ Desirable to know	Teaching-Learning Methods	Assessment Methods	Vertical Integration	Horizontal Integration
Removable Partial Prosthodontics								
TOPIC 1: Introduction and Classifications in Removable Partial Prosthodontics.								
No Of Competencies: 04								
1.	Describe the partially edentulous state	/S	K/P	MK	DOAP	Viva voce Written Exam OSCE VIVA VOCE	Pre-clinical and Clinical Prosthodontics	
2.	Describe the need for classification and classify partially edentulous arches using different systems	K/S	K/P	MK	DOAP	Viva voce Written Exam OSCE VIVA VOCE	Pre-clinical and Clinical Prosthodontics	
3.	Describe indications, Contraindications, advantages, and disadvantages of removable partial dentures	K/S	K/P	MK	DOAP	Viva voce Written Exam OSCE VIVA VOCE	Pre-clinical and Clinical Prosthodontics	
4.	Describe types of removable partial dentures	K/S	K/P	MK	DOAP	Viva voce Written	Pre-clinical	


 Director
 Jayaraj Dental College, Bommalahalli
 Hosur Road, Bengaluru - 560 068

	and parts of RPDs					Exam OSCE VIVA VOCE	and Clinical Prosthodontics	
5.	Describe the indications, advantages and disadvantages and types of Interim Removable Partial Dentures	K/S	K/P	MK	DOAP	Viva voce Written Exam OSCE VIVA VOCE	Pre-clinical and Clinical Prosthodontics	
TOPIC 2: Parts Of Removable Partial Denture.								Number Of Competencies:01
1.	Describe the types, indications, advantages, and disadvantages of components of CPDs (Major connectors, minor connectors, Rest and rest seats, Direct retainers, Indirect retainers, Tooth replacement.)	K/S	K/P	MK	DOAP	Viva voce Written Exam OSCE VIVA VOCE	Pre-clinical and Clinical Prosthodontics	
TOPIC 3: Diagnosis and Treatment Planning In Removable Partial Prosthodontics.								Number Of Competencies: 01
1.	Examine, Diagnose & Evaluate diagnostic data and Plan Treatment	K/S	K/P	MK	DOAP	Viva voce Written Exam OSCE VIVA VOCE	Pre-clinical and Clinical Prosthodontics	
TOPIC 4: Removable Partial Denture Design.								Number Of Competencies: 03
1.	Describe and apply the principles and concepts of Removable partial denture design	K/S	K/P	MK	DOAP	Viva voce Written Exam OSCE VIVA VOCE	Pre-clinical and Clinical Prosthodontics	


 Dean and Director
 The Oxford Dental College, Bommalahalli
 Hosur Road, Bengaluru - 560 068

2.	Define, classify surveying, surveyors and describe factors affecting path of insertion	K/S	K/P	MK	DOAP	Viva voce Written Exam OSCE VIVA VOCE	Pre-clinical and Clinical Prosthodontics	
3.	Describe and perform the procedure of surveying	K/S	K/P	MK	DOAP	Viva voce Written Exam OSCE VIVA VOCE	Pre-clinical and Clinical Prosthodontics	
TOPIC 5: Mouth Preparations In Removable Partial Denture Fabrication.								
Number Of Competencies: 2								
1.	Describe the pre-prosthetic corrections to improve oral conditions RPD	K/S	K/P	MK	DOAP	Viva voce Written Exam OSCE VIVA VOCE	Pre-clinical and Clinical Prosthodontics	
2.	Describe the prosthetic corrections to improve planning and fabrication of RPD	K/S	K/P	MK	DOAP	Viva voce Written Exam OSCE VIVA VOCE	Pre-clinical and Clinical Prosthodontics	
TOPIC 6: Clinical Steps In Removable Partial Denture Fabrication.								
Number Of Competencies:								
1.	Describe the types of impressions and impression materials and procedures for removable partial dentures.	K/S	K/P	MK	DOAP	Viva voce Written Exam OSCE VIVA VOCE	Pre-clinical and Clinical Prosthodontics	
2.	Describe the techniques of jaw relation and esthetic try-in for	K/S	K/P	MK	DOAP	Viva voce Written Exam	Pre-clinical and Clinical Prosthodontics	


 Dean and Director
 The Oxford Dental College, Bommarahalli
 Hosur Road Bengaluru - 560 068

	anterior replacement teeth.					OSCE VIVA VOCE		
3.	Describe the Laboratory procedures including materials for framework construction.	K/S	K/P	MK	DOAP	Viva voce Written Exam OSCE VIVA VOCE	Pre-clinical and Clinical Prosthodontics	
4.	Describe the fitting and trying in of framework	K/S	K/P	MK	DOAP	Viva voce Written Exam OSCE VIVA VOCE	Pre-clinical and Clinical Prosthodontics	
5.	Describe occlusion in Removable Partial dentures	K/S	K/P	MK	DOAP	Viva voce Written Exam OSCE VIVA VOCE	Pre-clinical and Clinical Prosthodontics	
6.	Describe the insertion of removable partial denture	K/S	K/P	MK	DOAP	Viva voce Written Exam OSCE VIVA VOCE	Pre-clinical and Clinical Prosthodontics	
7.	Describe the problems encountered after insertion of Removable Partial Dentures	K/S	K/P	MK	DOAP	Viva voce Written Exam OSCE VIVA VOCE	Pre-clinical and Clinical Prosthodontics	
TOPIC 7: Immediate Removable Partial Dentures. Number Of Competencies: 01								


 Dean and Director
 The Oxford Dental College, Bommalahalli
 Hosur Road, Bengaluru - 560 068.

1.	Describe the indications, contraindications, and steps in fabrication of Immediate Removable Partial Dentures	K/S	K/P	MK	DOAP	Viva voce Written Exam OSCE VIVA VOCE	Pre-clinical and Clinical Prosthodontics	
Topic 8: Removable Partial Dentures Opposing Complete Dentures.								
Number Of Competencies: 01								
1.	Describe the treatment plan considerations and steps in fabrication of Removable Partial Dentures opposing Complete dentures	K/S	K/P	MK	DOAP	Viva voce Written Exam OSCE VIVA VOCE	Pre-clinical and Clinical Prosthodontics	
Topic 9: Repairs in Removable Partial Dentures.								
Number Of Competencies: 01								
1.	Describe the indications, techniques of corrections (relining, rebasing, repairs and reinforcements) of Removable Partial Dentures	K/S	K/P	MK	DOAP	Viva voce Written Exam OSCE VIVA VOCE	Pre-clinical and Clinical Prosthodontics	
Topic 10: Advances In Removable Partial Dentures.								
Number Of Competencies: 01								
1.	Describe the advantages and digital workflow and materials in CAD CAM Removable Partial dentures	K/S	K/P	MK	DOAP	Viva voce Written Exam OSCE VIVA VOCE	Pre-clinical and Clinical Prosthodontics	


 Dean and Director
 The Oxford Dental College, Bommalahalli
 Hosur Road Bengaluru - 560 068

2.	Describe the advantages and laboratory procedures in Flexible Removable Partial dentures	K/S	K/P	MK	DOAP	Viva voce Written Exam OSCE VIVA VOCE	Pre-clinical and Clinical Prosthodontics	
----	--	-----	-----	----	------	--	--	--



 Dean and Director
 The Oxford Dental College, Bommalahalli
 Hosur Road Bengaluru - 560 068

Sl. No	Competency The Student Should Be Able To	Domain K/S/A/C	Level K/KH/ SH/P	Must know/ Nice to know/ Desirable to know	Teaching- Learning Methods	Assessment Methods	Vertical Integration	Horizontal Integration
FIXED PARTIAL PROSTHODONTICS								
Topic 1: Introduction To Fixed Partial Dentures.								
Number Of Competencies: 02								
1.	Define Fixed Partial Dentures	K	KH	MK	DOPS	Written examination Viva-voce	-	prosthodontics and crown & bridge
2.	Classify FPDs	K	KH	MK	DOPS	Written examination Viva-voce	-	prosthodontics and crown & bridge
Topic 2: Component Of FPD								
Number Of Competencies: 03								
1.	Define, classify, identify, and describe different Retainers	K	KH	MK	DOPS	Written examination Viva-voce	-	prosthodontics and crown & bridge
2.	Define, classify, identify, and describe different Pontiacs	K	KH	MK	DOPS	Written examination Viva-voce	-	prosthodontics and crown & bridge
3.	Define, classify, identify, and describe different Connectors	K	KH	MK	DOPS	Written examination Viva-voce	-	prosthodontics and crown & bridge
Topic 3: Diagnosis and Treatment Planning								
Number of Competencies: 10								
1.	Take a case History	K	KH	MK	DOPS	Written	-	-prosthodontics


						examination Viva-voce		and crown & bridge
2.	Perform a Clinical Examination	K	KH	MK	DOPS	Written examination Viva-voce	-	-prosthodontics and crown & bridge
3.	Make Diagnostic casts and analyses them	K	KH	MK	DOPS	Written examination Viva-voce	-	-prosthodontics and crown & bridge
4.	Describe the importance of a Facebow transfer	K	KH	MK	DOPS	Written examination Viva-voce	-	-prosthodontics and crown & bridge
5.	Describe the significance of choice of Articulators	K	KH	MK	DOPS	Written examination Viva-voce	-	-prosthodontics and crown & bridge
6.	Decide upon type of prosthesis	K	KH	MK	DOPS	Written examination Viva-voce	-	-prosthodontics and crown & bridge
7.	Evaluate and select Abutment	K	KH	MK	DOPS	Written examination Viva-voce	-	-prosthodontics and crown & bridge
8.	Describe the Biomechanical design considerations in FPD design	K	KH	MK	DOPS	Written examination Viva-voce	-	-prosthodontics and crown & bridge
9.	Selection of material (Metal, Metal-Ceramic, All Ceramic) for FPD	K	KH	MK	DOPS	Written examination Viva-voce	-	-prosthodontics and crown & bridge
10.	Describe and perform the Mouth	K	KH	MK	DOPS	Written examination	-	-prosthodontics and crown &


 Dean and Director
 The Oxford Dental College, Bommalahalli
 Mysur Road, Bengaluru - 560 068

	Preparations needed to be done prior to FPD planning					Viva-voce		bridge
Topic 4: Occlusion in Fixed Partial Dentures								
Number Of Competencies: 1								
1.	Describe the Fundamentals of occlusion necessary for FPD planning	K	KH	MK	DOPS	Written examination Viva-voce		prosthodontics and crown & bridge
Topic 5: Principles Of Tooth Preparation								
Number Of Competencies: 5								
1.	Describe the Principles of tooth preparation	K	KH	MK	DOPS	Written examination Viva-voce	-	prosthodontics and crown & bridge
2.	Describe and perform the Preparation of full veneer crowns – detail	K	KH	MK	DOPS	Written examination Viva-voce	-	-prosthodontics and crown & bridge
3.	Describe and perform the Preparation for partial veneer crowns	K	KH	MK	DOPS	Written examination Viva-voce	-	-prosthodontics and crown & bridge


 Dean and Director
 The Oxford Dental College, Bommalahalli
 Hosur Road Bengaluru - 560088

1.	Describe and perform the Treatment for extensively damaged teeth	K	KH	MK	DOPS	Written examination Viva-voce		prosthodontics and crown & bridge
2.	Describe and perform the Treatment for periodontally weakened teeth	K	KH	MK	DOPS	Written examination Viva-voce		prosthodontics and crown & bridge
Topic 6: Fluid Control and Soft Tissue Management								
Number Of Competencies: 3								
1.	Describe the Importance of finish line exposure	K	KH	MK	DOPS	Written examination Viva-voce	-	prosthodontics and crown & bridge
2.	Describe the Techniques for soft tissue management	K	KH	MK	DOPS	Written examination Viva-voce	-	-prosthodontics and crown & bridge
3.	Describe the Various Recent Advances in soft tissue management	K	KH	MK	DOPS	Written examination Viva-voce	-	-prosthodontics and crown & bridge
Topic 7: Impression Making in Fixed Partial Dentures								
Number Of Competencies: 2								
1.	Describe the Various techniques of impression making with a critical evaluation of their merits and demerits	K	KH	MK	DOPS	Written examination Viva-voce	-	prosthodontics and crown & bridge


 Dean and Director
 The Oxford Dental College, Bommalahalli
 Hosur Road, Bengaluru - 560 088

2.	Describe the Various Recent Advances in FPD Impressions	K	KH	MK	DOPS	Written examination Viva-voce	-	-prosthodontics and crown & bridge
Topic 8: Provisional Restorations								
Number Of Competencies: 2								
1.	Define and describe the rationale of Provisional Restorations	K	KH	MK	DOPS	Written examination Viva-voce	-	prosthodontics and crown & bridge
2.	Define and describe the techniques of fabricating Provisional Restorations	K	KH	MK	DOPS	Written examination Viva-voce	-	prosthodontics and crown & bridge
Topic 9: Laboratory Procedures for Fixed Partial Denture								
Number Of Competencies: 4								
1.	Describe the rationale and procedure to make Working casts and dies	K	KH	MK	DOPS	Written examination Viva-voce	-	-prosthodontics and crown & bridge
2.	Describe the procedure to make Wax Patterns	K	KH	MK	DOPS	Written examination Viva-voce	-	-prosthodontics and crown & bridge
3.	Describe the procedure to invest and cast patterns	K	KH	MK	DOPS	Written examination Viva-voce	-	prosthodontics and crown & bridge


 Dean and Director
 The Oxford Dental College, Bommalahalli
 Hosur Road Bengaluru - 560 068

4.	Ceramic builds up	K	KH	MK	DOPS	Written examination Viva-voce	-	-prosthodontics and crown & bridge
Topic 10: Unconventional Fixed Partial Dentures Number Of Competencies: 2								
1.	Describe the indications, contraindications, types, and techniques of Resin bonded fixed partial dentures	K	KH	MK	DOPS	Written examination Viva-voce	-	-prosthodontics and crown & bridge
2.	Describe the indications, contraindications, types and techniques of Fiber reinforced fixed partial dentures	K	KH	MK	DOPS	Written examination Viva-voce	-	prosthodontics and crown & bridge
Topic 11: Esthetic Considerations In FPD Number Of Competencies: 2								
1.	Describe the Aesthetics considerations in smile designing	K	KH	MK	DOPS	Written examination Viva-voce	-	prosthodontics and crown & bridge
2.	Describe the aids and method of Shade selection	K	KH	MK	DOPS	Written examination Viva-voce	-	prosthodontics and crown & bridge
Topic 12: Luting Considerations In Fpd Number Of Competencies: 2								

1.	Describe the rationale and selection of luting agent in FPD	K	KH	MK	DOPS	Written examination Viva-voce	-	-prosthodontics and crown & bridge
2.	Describe the technique of luting in FPD	K	KH	MK	DOPS	Written examination Viva-voce	-	prosthodontics and crown & bridge
Topic 13: Maintenance and Failures In FPD								
Number Of Competencies: 2								
1.	Describe and give instructions after luting FPD	K	KH	MK	DOPS	Written examination Viva-voce	-	-prosthodontics and crown & bridge
2.	Describe the Failures in FPD and their management	K	KH	MK	DOPS	Written examination Viva-voce	-	prosthodontics and crown & bridge




Dean and Director
The Oxford Dental College, Bommalahalli
Hosur Road, Bengaluru - 560 068

Orthodontics & Dentofacial Orthopedics

SL. No	Course outcomes	Domain K/S/A/C	Must know/ Nice to know/ Desirable to know MK/NK/DK	Teaching- Learning Methods	Assessment Methods	Vertical integration	Horizontal integration
Classification of Malocclusion							
1.	Understand the need for classification	K	DK	lecture	Theory		
2.	Enumerate various classification systems Describe Angle's, Bennet's, Lecher's, Simons, Ackerman-Proffit Classifications Dewey's Modification with diagrams	K K and S	MK	Demonstration lecture	Theory viva voce		
3.	Classify different methods of malocclusion. WHO classification, Katz Classification, Incisor Classification, Canine Classification.	KK	MKDK	lecture	Theory		


 Dean and Director
 The Oxford Dental College, Bommanahalli
 Hosur Road, Bengaluru - 560 068

Sl. No	Objective	Domain	Level of Competency	Teaching learning methods	Assessment methods	Vertical Integration	Horizontal integration
Introduction to Orthodontics							
1.	Understand and explain the term Orthodontics.	K	MK	Lecture	Theory		
2.	Describe History of Orthodontics	K	MK	Lecture	Theory		
3.	Describe the aims and objectives achieved in orthodontics. (Schematic diagram of Jackson's Triad)	K S	MK	Lecture	Theory and viva voce		
4.	Describe the scope of Orthodontics	K	M	Lecture	Theory		
5.	Draw the schematic Venn diagram	K S	MK	Lecture and demonstration	Theory		
6.	Explain in detail importance of each group	K	MK	Lecture	Theory		
7.	Explain co-relation of groups	K	MK	Lecture	Theory		



 Dean and Director
 The Oxford Dental College, Bommalahalli
 Hosur Road, Bengaluru - 560 068

SL No	Objective	Domain	Level of Competency	Teaching learning methods	Assessment methods	Vertical Integration	Horizontal Integration
General Principles in Orthodontic Treatment Planning of Dental and Skeletal Malocclusions							
1.	Enumerate and describe its branches.	K	MK	Lecture	Theory		
2.	Scope of various branches	K	MK	Lecture	Theory		
3.	Identify the need for prevention, interception and correction as per the malocclusion.	K K	MK MK	Lecture Demonstration	Theory Theory		




Dean and Director
The Oxford Dental College, Bommanahalli
Hosur Road, Bengaluru - 560 076

SL. No	Objective	Domain	Level of Competency	Teaching learning methods	Assessment methods	Vertical Integration	Horizontal Integration
Classification of malocclusion							
1.	Explain the basis of Angle's classification.	K	MK	Lecture	Theory		
2.	Explain the various types of malocclusions given by Angle with help of well labeled diagrams.	K & S	MK	Lecture Demonstration	Theory		
3.	Differentiate between true and pseudo class III	K	MK	Lecture Demonstration	Theory		
4.	Explain the drawbacks of this classification.	K	MK	Lecture	Theory		
5.	Explain Angle's class IV type of malocclusion	K	NK	Lecture	Theory		
6.	Explain Dewey's modification to Angle's class I and class III and draw appropriate diagrams	KS	MK	Lecture	Theory		
7.	Explain Lecher's classification and draw appropriate diagrams	KS	NK	Lecture	Theory		
8.	Explain Bennet's classification and draw appropriate diagrams	KS	NK	Lecture	Theory		
9.	Explain Simons Classification	KS	NK	Lecture	Theory		


 Dean and Director
 The Oxford Dental College, Bommanahalli
 Hosur Road, Bengaluru - 560 068


and draw appropriate diagrams							
-------------------------------	--	--	--	--	--	--	--

SL. No	Objective	Domain	Level of Competency	Teaching learning methods	Assessment methods	Vertical Integration	Horizontal Integration
Etiology of malocclusion							
1.	Describe and explain the causes of a malocclusion	K	MK	Lecture	Theory		
2.	Describe the classification based on causes	K	MK	Lecture	Theory		
3.	Identify the situations that can be either prevented or intervened	K	MK	Lecture	Theory		
4.	Describe measures to avoid the severity of malocclusion	K	MK	Lecture	Theory		
5.	Enumerate and explain all the general factors considered responsible for the malocclusion	K	DK	Lecture	Theory		


 Dean and Director
 The Oxford Dental College, Bommanahalli
 Hosur Road, Bengaluru - 560 066

SL. No	Objective	Domain	Level of Competency	Teaching learning methods	Assessment methods	Vertical Integration	Horizontal Integration
Habits Mouth breathing							
1.	Describe the mouth breathing habit in detail with its effect and management	K	MK	Lecture	Theory		
2.	Enumerate and describe all the other miscellaneous habit with their prevention and management.	K	MK	Lecture	Theory		


SL. No	Objective	Domain	Level of Competency	Teaching learning methods	Assessment methods	Vertical Integration	Horizontal Integration
Bruxism							
1.	Describe Bruxism its causes and effects.	K	NK	Lecture	Theory		
2.	Describe masochistic habit its causes and effects	K	NK	Lecture	Theory		
3.	Describe frenum thrusting, bobby pin opening habits, its causes and management.	K	NK	Lecture	Theory		


 Dean and Director
 The Oxford Dental College, Bommalahalli
 Hosur Road, Bengaluru - 560 068

SL. No	Objective	Domain	Level of Competency	Teaching learning methods	Assessment methods	Vertical Integration	Horizontal Integration
Removable orthodontic appliances							
1.	Define the term removable appliance	K	MK	Lecture	Theory		
2.	Enumerate and discuss in detail various classification of the removable appliance	K	MK	Lecture	Theory		
3.	Explain the action or principle of removable appliance	K	MK	Lecture	Theory		
4.	Enumerate all the components in passive and active appliances, with their importance	K	MK	Lecture Demonstration	Theory Spotting Viva voce		


 Dean and Director
 The Oxford Dental College, Bomminahalli
 Hosur Road Bengaluru - 560 068


Sl. No	Objective	Domain	Level of Competency	Teaching learning methods	Assessment methods	Vertical integration	Horizontal Integration
Components of removable appliances							
Different types of clasps and their uses							
1.	Enumerate different types of clasps	K	MK	Lecture Demonstration	Theory Spotting Viva voce		
2.	Understand their fabrication and fabricate	K S	MK	Lecture Demonstration	Theory Fabrication evaluation		
3.	Explain their mode of action	K	MK	Lecture Demonstration	Theory		
4.	Indicate specific clasp for specific malocclusion	K	MK	Lecture Demonstration	Theory		


 Dean and Director
 The Oxford Dental College, Bommarahalli
 Hosur Road, Bengaluru - 560 068

Sl. No	Objective	Domain	Level of Competency	Teaching learning methods	Assessment methods	Vertical Integration	Horizontal integration
Different types of springs and their uses							
1.	Enumerate different types of springs	K	MK	Lecture	Theory Spotting Practical		
2.	Understand their fabrication and fabricate	K S	MK	Lecture Demonstration	Theory Fabrication evaluation		
3.	Explain their mode of action	K	MK	Lecture Demonstration	Theory		
4.	Indicate specific spring for specific malocclusion	K	NK	Lecture Demonstration	Theory		


 Dean and Director
 The Oxford Dental College, Bommanahalli
 Hosur Road, Bengaluru - 560 068

Sl. No	Objective	Domain	Level of Competency	Teaching learning methods	Assessment methods	Vertical Integration	Horizontal Integration
Diagnosis And Diagnostic Aids							
Importance of case history and clinical examination in orthodontics							
1.	Describe the case history, and identify the problem	K	MK	Lecture Demonstration	Theory		
2.	Describe the etiology	K	MK	Lecture	Theory		
3.	Describe the database of pertinent information	K	MK	Lecture	Theory		
4.	Council the patient for his/her problem	K	MK	Lecture Demonstration	Theory		
5.	Enumerate the treatment planning steps	K	MK	Lecture Demonstration	Theory		
6.	Describe the protocol for patient's clinical examination	K	MK	Lecture	Theory		



 Dean and Director
 The Oxford Dental College, Bommalahalli
 Hosur Road Bengaluru - 560 058

Sl. No	Objective	Domain	Level of Competency	Teaching learning methods	Assessment methods	Vertical Integration	Horizontal Integration
Study Models							
1.	Define and explain the importance of model analysis.	K	MK	Lecture	Theory		
2.	Describe the procedure for Pont's index, Linder Heath's index, Chadha's index	K	MK	Lecture Demonstration	Theory Practical evaluation		
3.	Interpret inter maxillary symmetry. Analyze Antero posterior symmetry.	K	MK	Lecture Demonstration	Theory		
4.	Describe palatal height index.	K	MK	Lecture Demonstration	Theory Practical		
5.	Know Bolton's analysis.	K	MK	Lecture Demonstration	Theory Practical Evaluation		
6.	Do space analysis in permanent dentition. Do space analysis in mixed dentition.	K	MK	Lecture Demonstration	Theory Practical Evaluation		



Dean and Director
The Oxford Dental College, Bomminahalli
Hosur Road Bengaluru - 560 068

Sl. No	Objective	Domain	Level of Competency	Teaching learning methods	Assessment methods	Vertical Integration	Horizontal Integration
Methods of gaining space in the arch							
1.	Explain various methods of expansion of the dental arches	K	MK	Lecture Demonstration	Theory Viva vocespotting		
2.	Explain the schedule for activation in RME	K	MK	Lecture Demonstration	Theory Fabrication Evaluation		
3.	Explain the various methods for distalization of molars	K	MK	Lecture Demonstration	Theory Fabrication Evaluation		
4.	Enumerate the various methods of gaining space	K	MK	Lecture	Theory		
5.	Explain in detail the procedure of proximal stripping	K	MK	Lecture Demonstration	Theory		
6.	Explain in detail the need for extraction as a method of gaining space	K	MK	Lecture	Theory		


 Dean and Director
 The Oxford Dental College, Bommalahalli
 Hosur Road, Bengaluru - 560 068

Sl. NO	Objective	Domain	Level of Competency	Teaching learning methods	Assessment methods	Vertical Integration	Horizontal Integration
Interceptive Orthodontics							
1.	Define interceptive orthodontics	K	MK	Lecture	Theory		
2.	Enumerate and explain the procedures undertaken in interceptive orthodontics	K	MK	Lecture	Theory		
3.	Define serial extraction, indications, contraindication, advantages, disadvantages	K	MK	Lecture	Theory		
4.	Explain the methods of serial extraction	K	MK	Lecture	Theory		
5.	Enumerate and explain the methods of space regaining	K	MK	Lecture	Theory		
6.	Describe correction of crossbite and abnormal habits.	K	MK	Lecture	Theory		


 Dean and Director
 The Oxford Dental College, Bommalahalli
 Hosur Road, Bengaluru - 560 068

Sl. No	Objective	Domain	Level of Competency	Teaching learning methods	Assessment methods	Vertical Integration	Horizontal Integration
Preventive Orthodontics							
1.	Enumerate various preventive measures undertaken in orthodontics	K	MK	Lecture	Theory		
2.	Understand the importance of parental counseling	K	MK	Lecture	Theory		
3.	Define and explain various methods of space maintenance	K	MK	Lecture Demonstration	Theory		




Dean and Director
The Oxford Dental College, Bommalahalli
Hosur Road Bengaluru - 560 068

Sl. No	Objective	Domain	Level of Competency	Teaching learning methods	Assessment methods	Vertical Integration	Horizontal Integration
Principles of welding and soldering							
1.	Define liquidus, solidus temperature, soldering, brazing.	K	MK	Lecture	Theory		
2.	Various heat sources and fuels used in soldering.	K	MK	Lecture	Theory		
3.	Should be able to explain substrate material.	K	MK	Lecture	Theory		
4.	Flux and its types.	K	MK	Lecture	Theory		
5.	Various soldering material.	K	MK	Lecture	Theory		



 Dean and Director
 The Oxford Dental College, Bommalahalli
 Hosur Road, Bengaluru - 560 068

Sl. No	Objective	Domain	Level of Competency	Teaching learning methods	Assessment methods	Vertical Integration	Horizontal Integration
1.	Enumerate steps in soldering	K	MK	Lecture Demonstration	Theory		
2.	Explain quenching	K	MK	Lecture Demonstration	Theory		
3.	Define welding and various methods of welding	K	MK	Lecture Demonstration	Theory		


 Dean and Director
 The Oxford Dental College, Bommalahalli
 Hosur Road, Bengaluru - 560 068

Paediatric and Preventive Dentistry

Sl. No	Course outcomes	Domain K/S/A/C	Level K/KH/ SH/P	Must know/ Nice to know/ Desirable to know	Teaching- Learning Methods	Assessment Methods	Vertical Integration	Horizontal Integration
Pediatric dentistry								
Topic 1: Introduction to pediatric dentistry						No of Competencies: 4		
1.	Define Pediatric dentistry	K	K	MK	Large group	Written exam Viva voce	-	-
2.	Discuss scope of pediatric dentistry	K	K	MK	Large group	Written exam Viva voce	-	With other dental and medical specialties.
3.	List objectives of pediatric dentistry	K	K	MK	Large group	Written exam Viva voce	-	-
4.	Describe the importance of pediatric dentistry	K	K	MK	Large group	Written exam Viva voce	-	-
Topic 2: Growth and development						No of Competencies: 4		
1.	Discuss importance of study of growth and development in Pedodontics.	K	K	MK	Large group	Written exam Viva voce	-	-
2.	List Prenatal and Postnatal factors in growth & development.	K	K	MK	Large group	Written exam Viva voce	-	-


 Dean and Director
 The Oxford Dental College, Bommahalli
 Hosur Road, Bengaluru - 560 068

3.	Discuss theories of growth & development.	K	K/KH	MK	Large group	Written exam Viva voce	-	With dept. of Orthodontics
4.	Document Development of maxilla and mandible and related age changes.	K	K/KH/S	MK	Large group	Written exam Viva voce	Cephalometric analysis, growth assessment	With dept. of Orthodontics
Topic 3: Development Of Occlusion From Birth Through Adolescence.								
No of Competencies: 1								
1.	Discuss variations and abnormalities.	K	K/KH	MK	Large group	Written exam Viva voce	-	With dept. of Oral pathology
Topic 4: Dental Anatomy and Histology								
No of Competencies: 7								
1.	Describe development of teeth and associated structures.	K	K/KH	MK	Large group	Written exam Viva voce	-	-
2.	Discuss Eruption and shedding of teeth.	K	K/KH	MK	Large group	Written exam Viva voce	-	-
3.	Describe Teething disorders and their management.	K	K/KH	MK	Large group	Written exam Viva voce	-	-
4.	Describe Chronology of eruption of teeth.	K	K	MK	Large group	Written exam Viva voce	-	-
5.	Identify Differences between deciduous and permanent teeth.	K	K/KH/S	MK	Large group	Written exam Viva voce	-	-
6.	Present development of dentition from birth to adolescence.	K	K/KH	MK	Large group	Written exam Viva voce	-	-
7.	Discuss Importance of first permanent molar.	K	K/KH	MK	Large group	Written exam Viva voce	-	-
Topic 5: Dental Radiology Related to Pedodontics.								
No of Competencies: 1								
5.1	Discuss dental radiology related to	K	K	NK	Large group	Written exam	Use of digital	With dept. of



 Dean and Director
 The Oxford Dental College, Bommalahal
 Hosur Road, Bengaluru - 560 068

	pedodontics					Viva voce	radiography	oral med. & Radiology
Topic 6: Oral Surgical Procedures in Children.								
No of Competencies: 3								
1.	List Indications and contraindications of extractions of primary and permanent teeth in children.	K	K/KH/S H/P	MK	Large group DOAP	Written exam Skill assessment Viva voce	-	-
2.	Knowledge of Local and General Anesthesia.	K	K/KH	MK	Large group	Written exam Viva voce Local anis. -Skill assessment	Painless LA delivery Conscious sedation	With dept. of oral surgery
3.	Describe Minor surgical procedures in children.	K	K/KH	NK	Large group	Written exam Viva voce	Hospital pediatric dentistry	With dept. of oral surgery
Topic 7: Dental Caries:								
No of Competencies: 7								
1.	Describe Historical background	K	K	MK	Large group	Written exam Viva voce	-	-
2.	Definition, a etiology & pathogenesis	K	K	MK	Large group	Written exam Viva voce	-	-
3.	Discuss Caries pattern in primary, young permanent and permanent teeth in children	K	K/KH	MK	Large group	Written exam Viva voce	-	-
4.	Clinical features, Complications & Management of Rampant caries, early childhood caries and extensive caries	K	K/KH/S/ SH	MK	Large group small group discussion	Written exam Viva voce	Oral microbiology	With dept. of Microbiology
5.	Discuss Role of diet and nutrition in Dental Caries	K	K	MK	Large group	Written exam Viva voce	-	-
6.	Describe Dietary modifications &	K/C	K/KH/	MK	Large group	Written exam Viva voce	-	-



Dean and Director

The Oxford Dental College, Bommalahalli
Hosur Road Bengaluru - 560 068

	Diet counselling		SH		small group discussion			
7.	Describe Caries activity, tests, caries prediction, caries susceptibility & their clinical application	K	K	MK	Large group	Written exam Viva voce	-	-
Topic 8: Gingival & Periodontal Diseases in Children.						No of Competencies: 3		
1.	Describe features of Normal gingiva & periodontium in children.	K	K/KH	MK	Large group	Written exam Viva voce	-	-
2.	Definition, a etiology & Pathogenesis.	K	K	MK	Large group	Written exam Viva voce	-	-
3.	Discuss Prevention & Management of gingival & Periodontal diseases.	K	K	MK	Large group	Written exam Viva voce	Laser therapy	With dept. of Periodontics
Topic 9: Child Psychology:						No of Competencies: 6		
1.	Define child psychology	K	K	MK	Large group	Written exam Viva voce	-	-
2.	Discuss Theories of child psychology.	K	K	MK	Large group	Written exam Viva voce	-	-
3.	Describe Psychological development of children with age.	K	K	MK	Large group	Written exam Viva voce	-	-
4.	Discuss Principles of psychological growth & development while managing child patient.	K	K	MK	Large group	Written exam Viva voce	-	-
5.	Discuss Dental fear and its management	K	K	MK	Large group	Written exam Viva voce	-	-
6.	List Factors affecting child's reaction	K	K	MK	Large group	Written exam	-	-


 Dean and Director
 The Oxford Dental College, Bommalahalli
 Hosur Road, Bengaluru - 560 068

	to dental treatment					Viva voce		
Topic 10: Behavior Management:								
						No of Competencies: 3		
1.	Define behavior management	K	K	MK	Large group	Written exam Viva voce	-	-
2.	Discuss Types of behavior encountered in the dental clinic.	K	K/KH	MK	Large group	Written exam Viva voce	-	-
3.	Describe Non-pharmacological & pharmacological methods of Behavior Management.	K/S/A/C	K/KH/SH/P	MK	Large group	Written exam Viva voce DOPS/DOAP	Conscious sedation	-
Topic 11: Pediatric Operative Dentistry:								
						No of Competencies: 4		
1.	Describe Principles of Pediatric Operative Dentistry	K/S	K/KH/SH	MK	Large group	DOPS Skill assessment	Pre-clinical	-
2.	Discuss Modifications required for cavity preparation in primary and young permanent teeth.	K/S	K/KH/SH	MK	Large group	Written exam Viva voce	Minimal intervention	-
3.	Describe Various Isolation Techniques.	K	K/KH	MK	Large group	Written exam Viva voce	-	-
4.	Demonstrate Restorations of decayed primary, young permanent and permanent teeth in children using various restorative materials like Glass Ionomer, Composites & Silver Amalgam. Stainless steel, Polycarbonate & Resin Crowns.	K/S	K/KH/SH	MK	Large group	DOPS Skill assessment	Use of newer materials	-
Topic 12: Pediatric Endodontics								
						No of Competencies: 3		
	Discuss Principles & Diagnosis	K	K/KH	MK	Large group	Written exam	-	-


 Dean and Director
 The Oxford Dental College, Bommahalli
 Hosur Road Bengaluru - 560 068

	Classification of Pulpal Pathology in primary, young permanent & permanent teeth.	K	K/KH	MK	Large group	Viva voce Written exam Viva voce	-	-
	Describe Management of Pulp ally involved primary, young permanent & permanent teeth. <ul style="list-style-type: none"> • Pulp capping – direct & indirect. • Pulpotomy • Pulpectomy • Aerogenesis • Apexification • Obturation Techniques & material used for primary, young permanent & Permanent teeth in children. 	K/S	K/KH/SH	MK	Large group	Written exam Viva voce	Use of digital radiography, apex locators magnifying loupes	With dept. of Conservative & Endodontics
Topic 13: Traumatic Injuries in Children.								
No of Competencies: 3								
1.	Classifications & Importance.	K	K/KH	MK	Large group	Written exam Viva voce	-	-
2.	Discuss Sequelae & reaction of teeth to trauma.	K	K/KH	MK	Large group	Written exam Viva voce	-	-
3.	Describe Management of Traumatized teeth.	K/S/A/C	K/KH	MK	Large group	Written exam Viva voce	Newer storage media	With dept. of Oral surgery
Topic 14: Preventive & Interceptive Orthodontics:								
No of Competencies: 4								
1.	Define preventive & interceptive orthodontics	K	K	MK	Large group	Written exam Viva voce	-	-
2.	Describe Problems encountered during primary and mixed dentition phases & their management.	K	K/KH	MK	Large group	Written exam Viva voce	-	-
3.	Discuss Serial extractions.	K	K/KH	MK	Large group	Written exam	-	With dept. of


 Dean and Director
 The Oxford Dental College, Bommalal
 Hosur Road, Bengaluru - 560 068

4.	Describe Space management and identify space problems in children	K	KH/SH	MK	Large group small group teaching	Viva voce Written exam Viva voce OSCE	Simple fixed appliances Advances in techniques	Orthodontics -
Topic 15: ORAL HABITS IN CHILDREN.					No of Competencies: 5			
1.	Definition, A etiology & Classification of oral habits	K	KH	MK	Large group	Written exam Viva voce	-	-
2.	Discuss and identify clinical features of digit sucking	K	KH/SH	MK	Large group DOAP PBL	Written exam Viva voce	-	-
3.	Discuss and identify tongue thrusting,	K	KH/SH	MK	Large group DOAP PBL	Written exam Viva voce	-	-
4.	Discuss and identify mouth breathing & various other secondary habits	K	KH/SH	MK	Large group DOAP PBL	Written exam Viva voce	-	-
5.	Describe Management of oral habits in children	K/S	KH/SH	MK	Large group	Written exam Viva voce	Recent treatment modalities	-
Topic 16: DENTAL CARE OF CHILDREN WITH SPECIAL NEEDS					No of Competencies: 5			
1.	Definition, A etiology, Classification, Behavioral and Clinical features & Management of children with SHCN	K	KH	MK	Large group	Written exam Viva voce	Customized Oral health education for visually and communicatio n disorders	With special schools


 Dean and Director
 The Oxford Dental College, Bommanahalli
 Hosur Road Bengaluru - 560 068

2.	Definition, A etiology, Classification, Behavioral and Clinical features & Management of children with Physically handicapping conditions.	K	KH	MK	Large group	Written exam Viva voce	-	With dept. of oral surgery, dept. of prosthodontics
3.	Definition, A etiology, Classification, Behavioral and Clinical features & Management of children with Mentally compromising conditions.	K	KH	MK	Large group	Written exam Viva voce	-	With special schools
4.	Definition, A etiology, Classification, Behavioral and Clinical features & Management of children with Medically compromising conditions.	K	KH	MK	Large group	Written exam Viva voce	-	With medical specialties
5.	Definition, A etiology, Classification, Behavioral and Clinical features & Management of children with Genetic disorders.	K	KH	NK	Large group	Written exam Viva voce	rare syndromes	With dept. of genetics
Topic 17: Congenital Abnormalities in Children:								
						No of Competencies: 1		
6.	Definition, Classification, Clinical features & Management.	K	KH	NK	Large group	Written exam Viva voce	Cleft lip/palate Cardiac defects	With Jayadeva inst. Of Cardiovascular sciences
Topic 18: Dental Emergencies in Children & Their Management.								
						No of Competencies: 1		
	Discuss dental emergencies in children & their management.	K	KH	MK	Large group	Written exam Viva voce	BLS/CPR	


 Dean and Director
 The Oxford Dental College, Bommalahalli
 Hosur Road, Bengaluru - 560 068

Topic 19: Dental Materials Used in Pediatric Dentistry.						No of Competencies: 1		
1	Discuss dental materials used in pediatric dentistry • Glass ionomer cement • Composite resins	K/S	K/KH/SH	MK	Large group	Written exam Viva voce Skill assessment	-	With industry for technical knowledge
Topic 20: Preventive Dentistry						No of Competencies: 4		
1	Define preventive dentistry.	K	K	MK	Large group	Written exam Viva voce	-	-
2	Discuss Principles & Scope	K	K	MK	Large group	Written exam Viva voce	-	-
3	Describe Types of prevention.	K	K	MK	Large group	Written exam Viva voce	-	-
4	Perform Different preventive measures used in Pediatric Dentistry including pit and fissure sealants and caries vaccine.	K/S	K/KH/P	MK	Small group discussion Skill assessment	Written exam Viva voce OSCE	-	-
5								


 Dean and Director
 The Oxford Dental College, Bommahalli
 Hosur Road Bengaluru - 560 068

Topic 21: Dental Health Education & School Dental Health Programmes						No of Competencies: 1		
1.	Counselling for Dental health education & school dental health programmes	K/S/A/C	K/KH/P	DK	Small group discussion	Written exam Viva voce	-	-
Topic 22: Fluorides:						No of Competencies: 5		
1.	Discuss Historical background.	K	K	MK	Large group	Written exam Viva voce	-	-
2.	Demonstrate use of Systemic & Topical fluorides.	K/S	K/KH/P	MK	Small group discussion Skill assessment	Written exam OSCE Viva voce	-	-
3.	Discuss Mechanism of action.	K	K	MK	Large group	Written exam Viva voce	-	-
4.	Describe Toxicity & Management.	K	K	MK	Large group	Written exam Viva voce	-	-
5.	Describe Defluorination techniques.	K	K	MK	Large group	Written exam Viva voce	-	-
Topic 23: Case History Recording:						No of Competencies: 3		
1.	Perform examination of child in dental operatory	K/S/A/C	K/KH/P	MK	Large group Small group DOAP Skill assessment	OSCE Viva voce	-	-
2.	Interpret diagnosis	K/S/A/C	K/KH/P	MK	Small group discussion Skill assessment	OSCE Viva voce	Newer technology	With dept. of Oral Medicine & dept. of Oral Pathology
3.	Inform treatment planning	K/S/A/C	K/KH/P	MK	Small group discussion Skill assessment PBL	OSCE Viva voce	-	-


 Dean and Director
 The Oxford Dental College, Bommanahalli
 Hosur Road, Bengaluru - 560 068

Topic 24: Setting Up of Pedodontics Clinic.						No of Competencies: 1		
1.	Discuss Setting up of pedodontics clinic with respect to play area, zones, sterilization, machinery, and consultation area	K/A/C	K	DK	Large group	Written exam Viva voce	Dental practice in pandemic	-
Topic 25: Ethics.						No of Competencies: 1		
2.	Discuss ethical aspects in pediatric dentistry	K	K	MK	Large group	Written exam	-	-



Dean and Director
The Oxford Dental College, Bommalahalli
Hosur Road, Bengaluru - 560 068

Oral Pathology & Microbiology


Topic: Developmental Disturbances of Oral & Para-oral Structures

Course Outcomes	Domain K/S/A/ C	Level K/KH /SH/P	Must know/Ni ce To know/ Desirable to know	Assessment methods	Vertical Integration (VI)	Horizontal Integration (HI)
Various types of oral and Dental anomalies in oral cavity	K	K	MK	Written Exam, Viva	VI	
Describe and identify the anomaly	K/S	K	NK	Viva, Practical Exam		HI
Describe clinical considerations of the enamel anomalies	K/S	KH	NK	Written	VI	

Dean and Director
The Oxford Dental College, Bommaru
Hosur Road, Bengaluru - 560 06


Topic: Benign and malignant tumors of the oral cavity

Competency the student should be able to	Domain K/S/ A/C	Level K/KH/S H/P	Must know/Nice To know/ Desirable to know	Assessment methods	Vertical Integration (VI)	Horizontal Integration (HI)
Classification of Benign tumors of Epithelial and connective tissue of the oral cavity	K	K	MK	Written Exam, Viva	VI	HI
Types of malignant tumors of epithelial and connective tissue of the oral cavity	K/S	KK	NK	Written Exam, Viva		HI
Histology of Benign and malignant tumors of the oral cavity	K	KH	DK	Written Exam, Viva, Practical Exam		HI


 Dean and Director
 The Oxford Dental College, Bommalahalli
 Hebbur Road, Bangalore - 560 018

Topic: Tumors of Salivary Gland

Competency the student should be able to	Domain K/S/A/C	Level K/KH/ SH/P	Must know/Nice To know/Desirable to know	Assessment methods	Vertical Integration (VI)	Horizontal Integration (HI)
Classification Of Benign tumors of the salivary glands	K	K	MK	Written Exam, Viva	VI	
Types of malignant tumors of the salivary gland	K/S	K	NK	Written Exam, Viva	VI	HI
Histology and treatment of the salivary glands	K	KH	DK	Written Exam, Viva	VI	HI


 Dean and Director
 The Oxford Dental College, Bommalahalli
 Hosur Road Bengaluru - 560 068


Topic: Dental Caries

Competency the student should be able to	Domain K/S/A/C	Level K/KH/S H/P	Must know/Nice To know/Desirable to know	Assessment methods	Vertical Integration (VI)	Horizontal Integration (HI)
Classification Of Dental caries	K	K	MK	Written Exam, Viva	VI	
Theories of Dental Caries	k	K/KH	MK	Written Exam, Viva	VI	HI
Describe zones of Dental caries	K/S/A	KK	NK	Written Exam, Viva	VI	
Describe clinical consideration of the dental caries	K	KH	MK	Written Exam, Viva	VI	


 Dean and Director
 The Oxford Dental College, Bommaru
 Hosur Road, Bengaluru - 560 06

Topic: Cyst and tumors

Competency the student should be able to	Domain K/S/A/C	Level K/KH/S H/P	Must know/Nice To know/Desirable to know	Assessment methods	Vertical Integration (VI)	Horizontal Integration (HI)
Classification of cyst and tumors of odontogenic origin	K	K	MK	Written Exam, Viva		HI
Radiology and histopathology of cyst and tumors of odontogenic origin	K/S/A	KK	NK	Written Exam, Viva	VI	Radiology and Histopathology of cyst and tumors of odontogenic origin
Treatment Of cyst and tumors of odontogenic origin	K	KH	DK	Written Exam, Viva	VI	


 Dean and Director
 The Oxford Dental College, Bommasandra
 Hosur Road, Bengaluru - 560 068

Topic: Oral Infections of bacterial, viral and fungal origin

Competency the student should be able to	Domain K/S/A/C	Level K/KH/SH/P	Must know/Nice To know/Desirable to know	Assessment methods	Vertical Integration (VI)	Horizontal Integration (HI)
Various types of oral Infections of bacterial, viral and fungal; origin	K	K	MK	Written Exam, Viva	VI	
Describe lab diagnosis of bacterial, viral and fungal; origin	K	K	NK	Written Exam, Viva	VI	HI
Treatment of bacterial, viral and fungal lesions	K	K	MK	Written Exam, Viva	VI	


 Dean and Director
 The Oxford Dental College, Bommalahalli
 Hosur Road, Bengaluru - 560 068


Topic: Diseases of Pulp and Periodontium

Competency the student should be able to	Domain K/S/A/C	Level K/KH/S H/P	Must know/Nice To know/Desirable to know	Assessment methods	Vertical Integration (VI)	Horizontal Integration (HI)
Various lesions of pulp and periodontium	K/S	K	MK	Written Exam, Viva	VI	
Describe Sequelae of The lesions of Pulp and periodontium	K	K/SH	NK	Written Exam, Viva	VI	
Treatment of pulp-periodontium lesions	K	K	MK	Written Exam, Viva	VI	


 Dean and Director
 The Oxford Dental College, Bommanahalli
 Hosur Road Bengaluru - 560 064


Topic: Physical and chemical injuries

Competency the student should be able to	Domain K/S/A/C	Level K/KH/S H/P	Must know/Nice To know/Desirable to know	Assessment methods	Vertical Integration (VI)	Horizontal Integration (HI)
Various hazards related to Physical and chemical injuries of the oral cavity	K/S	K	MK	Written Exam, Viva	VI	
Able to differentiate and identify hazards related to Physical and chemical injuries of the oral cavity	K	K/S	NK	Viva	VI	


 Dean and Director
 The Oxford Dental College, Bommanahalli
 Hosur Road, Bengaluru - 560 086

Topic: Oral Wound Healing

Competency the student should be able to	Domain K/S/A/C	Level K/KH/S H/P	Must know/Nice To know/Desirable to know	Assessment methods	Vertical Integration (VI)	Horizontal Integration (HI)
Define & explain types of healing	K	K	MK	Written Exam, Viva	VI	
Explain in detail about healing of extraction socket	K	K/S	NK	Viva		HI
Write the factors affecting wound healing	K	K/S	Must know	Written Exam, Viva	VI	
Explain the differential diagnosis of dry socket and treatment modalities for the same	K	K/S	Must know	Written Exam, Viva	VI	


 Dean and Director
 The Oxford Dental College, Bommalat
 Hosur Road, Bengaluru - 560 068

Topic: Blood/metabolic/immunologic disorders

Competency the student should be able to	Domain K/S/A/C	Level K/KH/S H/P	Must know/Nice To know/Desirable to know	Assessment methods	Vertical Integration (VI)	Horizontal Integration (HI)
Define & explain types of Blood Dyscrasias	K/S	K	MK	Written Exam, Viva	VI	
Lab diagnosis of various types of Blood Dyscrasias	K	K/SH	NK	Written Exam Viva	VI	
The differential diagnosis of Metabolic/ immunologic disorders	K	K	Must know	Written Exam, Viva	VI	HI



Deen and Director
The Oxford Dental College, Bommanahalli
Hosur Road, Bengaluru - 560 068

Topic: Diseases of Bones and Joints


Competency the student should be able to	Domain K/S/A/C	Level K/KH/S H/P	Must know/Nice To know/Desirable to know	Assessment methods	Vertical Integration (VI)	Horizontal Integration (HI)
Classification of diseases of bone	K/S	K	MK	Written Exam, Viva	VI	
Describe in detail about Fibrous Dysplasia	K	K/S	MK	Written Exam, Viva		HI
Describe in detail about Paget's Disease	K	K/A	Must	Written	HI	



Dezn and Director
 The Oxford Dental College, Bommalahalli
 Hosur Road, Bengaluru - 560 068

Topic: Diseases of Skin

Competency the student should be able to	Domain K/S/A/C	Level K/KH/S H/P	Must know/Nice To know/Desirable to know	Assessment methods	Vertical Integration (VI)	Horizontal Integration (HI)
Enumerate diseases of skin	K/S	K	MK	Written Exam, Viva	VI	
Describe in detail about clinical and histological features of skin lesions.	K/S	K/S	MK	Written Exam, Viva		HI
Treatment of skin lesions	K	K	MK	Written Exam, Viva	VI	


 Dean and Director
 The Oxford Dental College, Bommanahalli
 Hosur Road, Bengaluru - 560 068

Topic: Forensic Odontology

Competency the student should be able to	Domain K/S/A/C	Level K/KH/SH/P	Must know/Nice To know/Desirable to know	Assessment methods	Vertical Integration (VI)	Horizontal Integration (HI)
Various identification methods of forensic Odontology	K/S	K	MK	Written Exam, Viva		HI
Importance and application of forensic Odontology	K/S	K/S	DK	Viva		HI




Deen and Director
The Oxford Dental College, Bommalu
Hosur Road Bengaluru - 560 065

**Competency Based Undergraduate Curriculum in
Dental anatomy & Dental histology**

TOPIC-Development of tooth

Competency the student should be able to	Domain K/S/A/ C	Level K/KH/SH/P	Must know/Nice To know/ Desirable to know	Assessment methods
Write in short about Dental Lamina	K	K	MK	Written Exam, Viva
Describe & draw well labeled diagram of Histological stages of tooth development	K	K/S	MK	Viva, Practical exam
Write in short about Root development	K	K	Must know	Written Exam/Viva
Describe in detail Physiological stages of tooth development	K/S	K	Mk	Written Exam/Viva
Applied aspect	K/A	K	NK	Viva


 Dean and Director
 The Oxford Dental College, Bommalahalli
 Hosur Road Bengaluru - 560 068

TOPIC-Enamel

Competency the student should be able to	Domain K/S/A /C	Level K/KH/SH/P	Must know/Nice To know/ Desirable to know	Assessment methods
Describe structure of Enamel	K/S	K	MK	Written Exam, Viva
Life cycle of Ameloblast	K	K/SH	MK	Written Exam, Viva
Describe in detail amelogenesis	K	K	Must know	Written Exam, Viva
Clinical Considerations	K/S	K/KH	DK	Written Exam, Viva


 Deen and Director
 The Oxford Dental College, Bommalahalli
 Hosur Road Bengaluru - 560 068


TOPIC-Dentin

Competency the student should be able to	Domain K/S/A/C	Level K/KH/SH/ P	Must know/Nice To know/ Desirable to know	Assessment methods
Enumerate the physical and chemical composition of dentin	K/S	K	MK	Enumerate the physical and chemical composition of dentin
Histology of dentinal tubules	K	K/S	MK	Histology of dentinal tubules


 Deen and Director
 The Oxford Dental College, Bommalahalli
 Hosur Road, Bangalore - 560 068


TOPIC- Cementum

Competency the student should be able to	Domain K/S/A/C	Level K/KH/SH/ P	Must know/Nice To know/ Desirable to know	Assessment methods
Classification of Cementum	K/S	K	MK	Written Exam, Viva
Describe in types of CEJ	K	K/S	MK	Written Exam, Viva
Describe in detail about Cementogenesis	K	K	Must know	Written Exam, Viva
Applied aspects	K	K/SH	DK	Written Exam, Viva


 Dean and Director
 The Oxford Dental College, Bommalahalli
 Hosur Road Bengaluru - 560 068

Topic: Pulp

Competency the student should be able to	Domain K/S/A/C	Level K/KH/SH/ P	Must know/Nice To know/ Desirable to know	Assessment methods
Describe functions of Pulp	K/S	K	MK	Written Exam, Viva
Describe in detail about age changes in pulp	K	K/S	MK	Written Exam, Viva
Describe in detail about cellular elements of Pulp	K	K	Must know	Written Exam, Viva


Dean and Director
The Oxford Dental College, Bommalahalli
Hosur Road, Bengaluru - 560 066

Topic: Bone

Competency the student should be able to	Domain K/S/A/C	Level K/KH/SH/ P	Must know/Nice To know/ Desirable to know	Assessment methods
Classification of types of bone	K/S	K	MK	Written Exam, Viva
Describe in detail about histology of bone	K	K/S	MK	Written Exam, Viva, Practical exam
Describe in detail about development of bone	K	K	Must know	Written Exam, Viva


Dean and Director
The Oxford Dental College, Bommanahalli
Hosur Road Bengaluru - 560 068

TOPIC-PeriodontalLigament

Competency the student should be able to	Domain K/S/A/C	Level K/KH/SH/ P	Must know/Nice To know/ Desirable to know	Assessment methods
Principle fibers of PDL	K/S	K	MK	Written Exam, Viva
Cells of PDL	K	K/S	MK	Viva



Dean and Director
The Oxford Dental College, Bommalahalli
Mosur Road Bengaluru - 560 068

TOPIC-Salivary Gland

Competency the student should be able to	Domain K/S/A/C	Level K/KH/SH/ P	Must know/Nice To know/ Desirable to know	Assessment methods
Types of salivary Gland	K/S	K	MK	Written Exam Viva
Describe in detail histology of salivary gland	K/S	K/S	MK	Written Exam, Practical Exam, Viva
Histogenesis of salivary gland	K	K	Must know	Written Exam, Viva
Applied aspects	K	KH	Dk	Written Exam, Viva


 Dean and Director
 The Oxford Dental College, Bommanahalli
 Hosur Road, Bengaluru - 560 068

TOPIC-Oral Mucous Membrane

Competency the student should be able to	Domain K/S/A/C	Level K/KH/SH/ P	Must know/Nice To know/ Desirable to know	Assessment methods
Definition of Oral Mucous Membrane	K/S	K	MK	Written Exam, Viva
Classification of Oral Mucous Membrane	K/S	K/S	MK	Written Exam, Viva
Histology of Gingiva ,hard palate and lining mucosa	K	K/A	Must know	Written Exam, Viva, Practical exam
Applied aspects	K	KH	MK	Written Exam, Viva



Dean and Director
The Oxford Dental College, Bommaru
Hosur Road Bengaluru - 560 061

TOPIC-TemporomandibularJoint (TMJ)

Competency the student should be able to	Domain K/S/A/C	Level K/KH/SH/P	Must know/Nice To know/ Desirable to know	Assessment methods
Definition of TMJ	K/S	K	MK	Written Exam, Viva
Anatomy of TMJ	K/S	K/S	MK	Viva
Muscle, blood supply, nerve supply of TMJ	K	K/A	Must know	Written Exam, Viva
Applied aspects	K	KH	Dk	Written Exam, Viva



Dean and Director

The Oxford Dental College, Bommahalli
Hosur Road Bengaluru - 560 068

TOPIC-Eruption and Shedding


Competency the student should be able to	Domain K/S/A/C	Level K/KH/SH/P	Must know/Nice To know/Desirable to know	Assessment methods
Definition of Eruption and Shedding	K/S	K	MK	Written Exam, Viva
Physiology of Eruption and Shedding	K/S	K/S	MK	Written Exam, Viva
Applied aspects	K	KH	Dk	Written Exam, Viva
Definition of Eruption and Shedding	K/S	K	MK	Written Exam, Viva



Dean and Director
The Oxford Dental College, Bommalahalli
Hosur Road, Bengaluru - 560


TOPIC- ORAL PHYSIOLOGY

Competency the student should be able to	Domain K/S/A/C	Level K/KH/SH/ P	Must know/Nice To know/ Desirable to know	Assessment methods
Theories of calcification	K/S	K/H	MK	Written Exam, Viva
Mastication and deglutition	K/S	K/S	MK	Viva


Dean and Director
The Oxford Dental College, Bommasandra,
Hosur Road Bengaluru - 560 068

TOPIC-Dental Anatomy


Competency the student should be able to	Domain K/S/A/C	Level K/KH/SH/ P	Must know/Nice To know/ Desirable to know	Assessment methods
Definition of ridge, cusp, fossa	K/S	K/H	MK	Written Exam, Viva
Describe Line angles, point angles	K/S	K/S	MK	Viva
Tooth morphology of Deciduous and permanent teeth	K/S	KH	MK	Written Exam, Viva
Teeth numbering systems	K	KH	MK	Written Exam, Viva
Chronology of deciduous and permanent teeth	K	KH	MK	Written Exam, Viva
Occlusion	K	KH	MK	Written Exam, Viva


 Dean and Director
 The Oxford Dental College, Bommalahalli
 Hosur Road, Bengaluru - 560 068

Public Health Dentistry

Introduction to Dentistry

Sl. No	Competency- the student should be able to	Domain K/S/A/C	Level K/KH/SH/P	Must know/Nice to know/ Desirable to know	Assessment methods	Vertical Integration	Horizontal Integration
1	Define Dentistry	K	K	MK	Written Exam Viva	-	-
2	Describe History of dentistry	K	K	NK	-----	-	Other dental specialties
3	Describe Scope, aims and objective dentistry.	K	K	MK	Written Exam Viva	-	Other dental specialties


 Dean and Director
 The Oxford Dental College, Bommalahalli
 Hosur Road, Bengaluru - 560 068


Public Health

Sl. No	Competency- the student should be able to	Domain K/S/A/C	Level K/KH/SH/P	Must know/Nice to know/ Desirable to know	Assessment methods	Vertical Integration	Horizontal Integration
1.	Define Public Health & discuss Concepts of public health.	K	K	MK	Written Exam Viva	Application of dental public health in planning and evaluation	Planning programs in other specialties
2.	Describe History of Public Health	K	K	NK	- Written Exam- Viva	-	-
3.	Dentist Act 1948 with amendment. Dentist Council of India and state Dental Councils Composition and responsibilities.	K	K	MK	Written Exam Viva	-	-
4.	Indian Dental association Head Office, state, and local branches	K	K	MK	Written Exam Viva	-	-


 Dean and Director
 The Oxford Dental College, Bommahalli
 Hosur Road, Bengaluru - 560 068

Public Health: - Health & Diseases

Sl. No	Competency- the student should be able to	Domain K/S/A/C	Level K/KH/SH/P	Must know/Nice to know/ Desirable to know	Assessment methods	Vertical Integration	Horizontal Integration
1.	Describe Concepts of Health & Diseases.	K	K	MK	Written Exam Viva	Prevention and control of diseases	Concepts of oral diseases for other specialties
2.	Describe Philosophy of Health & Diseases.	K	K	NK	Written Exam Viva		
3.	Define Health & Diseases and enumerate Characteristics	K	K	MK	Written Exam Viva		


 Dean and Director
 The Oxford Dental College, Bommahalli
 Hosur Road Bengaluru - 560 068

Public Health :- General Epidemiology


Sl. No	Competency- the student should be able to	Domain K/S/A/C	Level K/KH/SH/P	Must know/Nice to know/ Desirable to know	Assessment methods	Vertical Integration	Horizontal Integration
1.	Define epidemiology, objectives, methods	K	K	MK	Written Exam Viva	Research	Research in other specialties
2.	Describe objective of epidemiology.	K	K	MK	Written Exam Viva		
3.	Classify epidemiology and describe in detail (Any1).	K	K	MK	Written Exam Viva		



Dean and Director
The Oxford Dental College, Bommalahalli
Hosur Road Bengaluru - 560 068

Public Health: - Environmental Health

Sl. No	Competency- the student should be able to	Domain K/S/A/C	Level K/KH/SH/P	Must know/Nice to know/ Desirable to know	Assessment methods	Vertical Integration	Horizontal Integration
1	Describe Concepts of environmental health.	K	K	MK	Written Exam Viva	Pollution and effects on environment	Effects on oral health
2	Describe principles of environmental health protection.	K	K	MK	Written Exam Viva		
3	Sources, purification of water, environmental sanitation of water Disposal of waste sanitation,	K	K	MK	Written Exam Viva		
4	Role of dentist in mass disorders	K	K	MK	Written Exam Viva Seminars		


 Dean and Director
 The Oxford Dental College, Bommanahalli
 Hosur Road Bengaluru - 560 068

Public Health: - Health Education

Sl. No	Competency- the student should be able to	Domain K/S/A/C	Level K/KH/SH/P	Must know/Nice to know/ Desirable to know	Assessment methods	Vertical Integration	Horizontal Integration
1.	Define health education	K	K	MK	Written Exam Viva	Planning and delivering health education delivery methods in various programs	Health education of the patient
2.	Discuss Concepts of health education	K	K	MK	Written Exam Viva		
3.	Describe Principles of health education	K	K	MK	Written Exam Viva		
4.	Enumerate various Methods	K	K	MK	Written Exam Viva, Health talks		
5.	Describe various Health education aids	K	K	MK	Written Exam Viva, Health talks		


 Dean and Director
 The Oxford Dental College, Bommalahalli
 Hosur Road, Bengaluru - 560 068


Public Health:- Public health administration

Sl. No	Competency- the student should be able to	Domain K/S/A/C	Level K/KH/SH/P	Must know/Nice to know/ Desirable to know	Assessment methods	Vertical Integration	Horizontal Integration
1	Discuss Priority, establishment, manpower	K	K	NK	Written Exam Viva, problem solving exercises	Establishing a dental clinic, manpower planning for public health programs	Establishing a dental clinic
2	Discuss private practice management in detail	K	K	NK	Written Exam, field visits to dental clinics		
3	Discuss management of dental office & patient.	K/S/A/C	K/KH/SH/P	MK	Written Exam, Viva, OSCE, field visits to dental clinics		


 Dean and Director
 The Oxford Dental College, Bommanahalli
 Hosur Road, Bengaluru - 560 068


Public Health: - Ethics and Jurisprudence

Sl. No	Competency- the student should be able to	Domain K/S/A/C	Level K/KH/SH/P	Must know/Nice to know/ Desirable to know	Assessment methods	Vertical Integration	Horizontal Integration
1	Enumerate various Professional liabilities	K	K	NK	Written Exam Viva	Practice management	Dental practice management
2	Discuss dental negligence and malpractice in detail	K	K	NK	Written Exam Viva		
3	Describe various consent and methods	K	K	MK	Written Exam Viva, Research projects		
4	Enumerate methods of identification in forensic dentistry.	K	K	MK	Written Exam Viva	Role of dentist in disaster management	Oral Medicine – person identification by dental remains


 Dean and Director
 The Oxford Dental College, Bommalahalli
 Hosur Road Bengaluru - 560 068

Public Health: - Behavioral science

Sl. No	Competency- the student should be able to	Domain K/S/A/C	Level K/KH/SH/P	Must know/Nice to know/ Desirable to know	Assessment methods	Vertical Integration	Horizontal Integration
1.	Define sociology, anthropology, and psychology	K	K	MK	Written Exam Viva	Social sciences	Patient management in dental practice
2.	Discuss role of behavioral sciences in dental practice and community	K	K	MK	Written Exam Viva, field visits		



Dean and Director
The Oxford Dental College, Bommahalli
Hosur Road Bengaluru - 560 068

Public Health: - Health care delivery system

Sr No.	Competency- the student should be able to	Domain K/S/A/C	Level K/KH/SH/P	Must know/Nice to know/ Desirable to know	Assessment methods	Vertical Integration	Horizontal Integration
1	Describe health delivery system at Centre and state level	K	K	MK	Written Exam viva	Lobbying for oral health policy, integration of oral health in primary health care	Role of dentist in health care delivery
2	Describe various oral health policy	K	K	DK	Written Exam Viva		
3	Discuss Primary health care in India	K	K	MK	Written Exam Viva		
3	Discuss various National health programmers.	K	K	NK	Written Exam Viva		
4	Discuss various health organizations	K	K	MK	Written Exam Viva		


 Dean and Director
 The Oxford Dental College, Bommahalli
 Hosur Road, Bengaluru - 560 068

Public Health: - Nutrition in oral diseases


Sl. No	Competency- the student should be able to	Domain K/S/A/C	Level K/KH/SH/P	Must know/Nice to know/ Desirable to know	Assessment methods	Vertical Integration	Horizontal Integration
1.	Discuss ideal Balance diet	K	K	MK	Written Exam	Diet counseling and dietary advice	Role of diet and nutrition in oral health
2.	Describe Oral manifestation of Vit Deficiencies	K	K	DK	Written Exam Viva		



Dean and Director
The Oxford Dental College, Bommalahalli
Hosur Road, Bengaluru - 560 068

Dental Public Health: - Epidemiology

Sl. No	Competency- the student should be able to	Domain K/S/A/C	Level K/KH/SH/P	Must know/Nice to know/ Desirable to know	Assessment methods	Vertical Integration	Horizontal Integration
1.	Define epidemiology and list differences between community and clinical health services,	K	K	MK	Written Exam Viva	Prevention and control of oral diseases	Prevention and control of oral diseases
2.	Describe Epidemiology of dental caries	K	K	DK	Written Exam Viva		
3.	Describe Epidemiology of periodontal diseases	K	K	DK	Written Exam Viva		
4.	Describe Epidemiology of malocclusion	K	K	DK	Written Exam Viva		
5.	Describe Epidemiology of dental fluorosis	K	K	DK	Written Exam Viva		
6.	Describe Epidemiology of oral cancer	K	K	DK	Written Exam Viva		


 Dean and Director
 The Oxford Dental College, Bommanahalli
 Hosur Road, Bengaluru - 560 068

Dental Public Health: - Survey procedures

Sl. No	Competency- the student should be able to	Domain K/S/A/C	Level K/KH/SH/P	Must know/Nice to know/ Desirable to know	Assessment methods	Vertical Integration	Horizontal Integration
1.	Survey methods: Describe in detail about Planning, implementation, and evaluation of survey	K	K/KH/SH/P	MK	Written Exam Viva, OSCE	Carry out surveys and research	Research projects
2.	Discuss WHO oral health survey methods of 1997	K	K	NK	Viva		
3.	Discuss Indices for dental diseases	K/S/A	KH/SH/P	MK	Written Exam Viva, OSCE		
4.	Discuss OHIS index	K/S/A	KH/SH/P	MK	Written Exam Viva, OSCE		


 Dean and Director
 The Oxford Dental College, Bommalahalli
 Hosur Road, Bengaluru - 560 068

Dental Public Health: - Delivery of dental care

Sl. No	Competency- the student should be able to	Domain K/S/A/C	Level K/KH/SH/P	Must know/Nice to know/ Desirable to know	Assessment methods	Vertical Integration	Horizontal Integration
1.	Define dental auxiliaries	K	K	MK	Written Exam Viva	Planning dental manpower in programs and dental practice	Use of dental manpower in dental practice
2.	Classify dental auxiliaries	K	K	DK	Written Exam Viva		
3.	Describe incremental and comprehensive health care.	K	K	DK	Written Exam Viva		


 Dean and Director
 The Oxford Dental College, Bommanahalli
 Hosur Road, Bengaluru - 560 068

Dental Public Health:- Payments of dental care


Sl. No	Competency- the student should be able to	Domain K/S/A/C	Level K/KH/SH/P	Must know/Nice to know/ Desirable to know	Assessment methods	Vertical Integration	Horizontal Integration
1.	Describe methods of payments in dental care	K	K	DK	Written Exam Viva	Financing of dental care	Insurance in dental practice
2.	Discuss third party payment	K	K	DK	Written Exam, Viva		



Dean and Director
The Oxford Dental College, Bommahalli
Hosur Road, Bengaluru - 560 068

Dental Public Health: - Preventive Dentistry

Sl. No	Competency- the student should be able to	Domain K/S/A/C	Level K/KH/SH/P	Must know/Nice to know/ Desirable to know	Assessment methods	Vertical Integration	Horizontal Integration
1.	Define preventive dentistry	K	K	DK	Written Exam Viva	Prevention of oral diseases	Prevention of oral diseases
2.	Describe fluorides in dentistry	K	K	MK	Written Exam Viva		
3.	Discuss various Plaque control programmes.	K/S/A/C	K/KH/SH/P	MK	Written Exam , Viva, OSCE		
4.	Define Pit and Fissure sealants	K	K	MK	Written Exam Viva		
5.	Discuss Classification of Pit and Fissure sealants	K	K	MK	Written Exam Viva		
6.	Describe procedure Pit and Fissure sealants application	K/S/A	K/KH/SH/P	MK	Written Exam Viva, OSCE.		


 Dean and Director
 The Oxford Dental College, Bommalahalli
 Hosur Road Bengaluru - 560 068

Research Methodology and Dental Statistics: -


Sl. No	Competency- the student should be able to	Domain K/S/A/C	Level K/KH/SH/P	Must know/Nice to know/ Desirable to know	Assessment methods	Vertical Integration	Horizontal Integration
1.	Define research Methodology	K	K	DK	Written Exam Viva	Planning and implementation of large-scale research projects	Planning research projects
2.	Describe in detail types of research, designing and written protocol	K	K	MK	Written Exam Viva		
3.	Discuss in detail about collection of data	K	K/KH/SH	MK	Written Exam Viva		
4.	Discuss presentation of data in detail	K	K/KH/SH	MK	Written Exam Viva		
5.	Discuss measures of Central tendency	K	K	MK	Written Exam Viva		
6.	Discuss measures of dispersion.	K	K	MK	Written Exam Viva		
7.	Describe test of significance.	K	K	MK	Written Exam Viva		


 Dean and Director
 The Oxford Dental College, Bommanahalli
 Hosur Road, Bengaluru - 560 068

8.	Discuss various sampling methods and sampling techniques	K	K	MK	Written Exam Viva		
9.	Define bias and types of bias	K	K	DK	Written Exam Viva		
10.	Discuss blind trails and calibration in detail.	K	K	DK	Written Exam		

Dental Public Health: - IDA & DCI

Sl. No	Competency- the student should be able to	Domain K/S/A/C	Level K/KH/SH/P	Must know/Nice to know/ Desirable to know	Assessment methods	Vertical Integration	Horizontal Integration
1	Discuss duties of Dental Council of India and State Dental Councils	K	K	NK	Written Exam Viva	Role of apex bodies in dental care delivery system	Role of apex bodies in dental practice
2	Discuss Composition of IDA & DCI	K	K	NK	Written Exam		



 Dean and Director
 The Oxford Dental College, Bommalahalli
 Hosur Road Bengaluru - 560 068

Dental Public Health: - Case History

Sl. No	Competency- the student should be able to	Domain K/S/A/C	Level K/KH/SH/P	Must know/Nice to know/ Desirable to know	Assessment methods	Vertical Integration	Horizontal Integration
1.	Discuss Case history in detail	K/S/A	K/KH/SH/P	MK	Written Exam Viva, OSCE, clinical posting end test, chair side viva	Diagnosis and treatment planning at community level	Diagnosis and treatment planning
2.	Discuss treatment planning in detail.	K/S/A	K/KH/SH/P	MK	Written Exam Viva, OSCE, clinical posting end tests, chair side viva		

Health Education

Sl. No	Competency- the student should be able to	Domain K/S/A/C	Level K/KH/SH/P	Must know/Nice to know/ Desirable to know	Assessment methods	Vertical Integregation	Horizontal Integregation
1.	Demonstrate oral hygiene procedures with Audio visual aid	K/S/A/C	K/KH/SH/P	MK	OSCE, demonstration	Health education at community level	Patient health education
2.	Present a health talk	K/S/A/C	K/P	MK	OSCE, demonstration		
3.	Presentation of posters, models, lecturers, play acting skits on health education	K/S/A/C	K/KH/SH/P	NK			
4.	NSS program (Perform under supervision): - visit & social work in rural areas.	K/S/A/C	K/KH/SH/P	MK	-		


 Dean and Director
 The Oxford Dental College, Bommalahalli
 Hosur Road, Bengaluru - 560 068